

ILLINOIS STATE BOARD OF EDUCATION  
School Business Services Division

Accounting Basis:

Cash  
 Accrual

SCHOOL DISTRICT BUDGET FORM \*  
July 1, 2017 - June 30, 2018

Balanced budget, no deficit  
reduction plan is required.

Date of Amended Budget: 4/16/18  
(MM/DD/YY)

District Name: Hazel Crest School District 152 1/2  
District RCDT No: 07-016-1525-02

If your FY17 AFR states that you need to do a deficit reduction plan and your FY18 budget is balanced please state the measures you took to have your budget become balanced. (Bckgrnd-Assumpt 25-26)

Budget of Hazel Crest School District 152 1/2, County of Cook,  
State of Illinois, for the Fiscal Year beginning July 1, 2017 and ending June 30, 2018.

WHEREAS the Board of Education of Hazel Crest School District 152 1/2,  
County of Cook, State of Illinois, caused to be prepared in tentative form a budget, and the Secretary  
of this Board has made the same conveniently available to public inspection for at least thirty days prior to final action thereon;

AND WHEREAS a public hearing was held as to such budget on the 21 day of May, 20 18,  
notice of said hearing was given at least thirty days prior thereto as required by law, and all other legal requirements have been complied  
with;




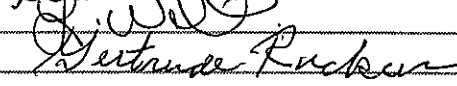


NOW, THEREFORE, Be it resolved by the Board of Education of said district as follows:  
Section 1: That the fiscal year of this school district be and the same hereby is fixed and declared to be

beginning July 1, 2017 and ending June 30, 2018.

Section 2: That the following budget containing an estimate of amounts available in each Fund, separately, and expenditures from  
each be and the same is hereby adopted as the budget of this school district for said fiscal year.

ADOPTION OF BUDGET

The budget shall be approved and signed below by members of the School Board. Adopted this 21st  
day of May, 20 18 by a roll call vote of        Yeas, and        Nays, to wit:

| * MEMBERS VOTING YEA:   | ** MEMBERS VOTING NAY: |
|---|------------------------|
|  |                        |
|  |                        |
|  |                        |
|  |                        |
|  |                        |
|  |                        |
|   |                        |
|   |                        |
|   |                        |

\* Based on the 23 Illinois Administrative Code-Part 100 and inconformity with Section 17-1 of the School Code.  
\*\* Type in the members who voted "YEA" nor "NAY". Actual school board member signatures are not required for electronic submission.

- (1) A certified copy of this document must be filed with the county clerk within 30 days of adoption as required by Section 18-50 of the Property Tax Code (35 ILCS 200/18-50).
- (2) Districts are required to submit the adopted/amended budget electronically to ISBE within 30 days of adoption or by October 30, whichever comes first. Budgets are submitted to School Finance Report (SFR): <https://sec1.isbe.net/attachmqr/default.aspx>  
The electronic version does not require member signatures.

BUDGET SUMMARY

| 1  | A  | B     | C                   | D                                | E                    | F                      | G  | H                        | I                    | J            | K                                | L |
|----|--|-------|---------------------|----------------------------------|----------------------|------------------------|--|--------------------------|----------------------|--------------|----------------------------------|---|
|    | Begin entering data on EstRev 5-10 and EstExp 11-17 tabs.<br>Description<br>(Enter Whole Numbers Only)     | Act # | (10)<br>Educational | (20)<br>Operations & Maintenance | (30)<br>Debt Service | (40)<br>Transportation | (50)<br>Municipal Retirement/<br>Social Security | (60)<br>Capital Projects | (70)<br>Working Cash | (80)<br>Tort | (90)<br>Fire Prevention & Safety |   |
| 2  | ESTIMATED BEGINNING FUND BALANCE July 1, 2017 <sup>1</sup>   |       | 2,547,060           | 749,954                          | 117,285              | 959,495                | 3,203,358  | 284,606                  | 81,162               | 1,397,292    |                                  |   |
| 3  | RECEIPTS/REVENUES  |       |                     |                                  |                      |                        |  |                          |                      |              |                                  |   |
| 4  | LOCAL SOURCES  |       |                     |                                  |                      |                        |  |                          |                      |              |                                  |   |
| 5  | FLOW THROUGH REGRS/REVENUES FROM ONE DISTRICT TO ANOTHER DISTRICT  | 3000  | 4,270,000           | 732,000                          | 1,582,500            | 1,060,000              | 365,000  | 0                        | 51,000               | 257,200      | 100,500                          |   |
| 6  | STATE SOURCES  | 3000  | 0                   | 0                                | 0                    | 0                      | 0  | 0                        | 0                    | 0            | 0                                |   |
| 7  | FEDERAL SOURCES  | 4000  | 5,945,056           | 865,937                          | 0                    | 325,000                | 0  | 0                        | 0                    | 0            | 0                                |   |
| 8  | Total Direct Receipts/Revenues *   |       | 11,904,325          | 1,597,937                        | 1,582,500            | 1,385,000              | 365,000  | 0                        | 51,000               | 257,200      | 100,500                          |   |
| 9  | Receipts/Revenues for "On Behalf" Payments <sup>2</sup>  | 3998  |                     |                                  |                      |                        |  |                          |                      |              |                                  |   |
| 10 | Total Receipts/Revenues  |       | 11,904,325          | 1,597,937                        | 1,582,500            | 1,385,000              | 365,000  | 0                        | 51,000               | 257,200      | 100,500                          |   |
| 11 | DISBURSEMENTS/EXPENDITURES   |       |                     |                                  |                      |                        |  |                          |                      |              |                                  |   |
| 12 | INSTRUCTION  | 3000  | 4,600,656           |                                  |                      |                        | 116,388  |                          |                      |              |                                  |   |
| 13 | SUPPORT SERVICES   | 3000  | 5,638,010           | 1,573,300                        |                      | 927,920                | 229,204  | 3,000                    |                      | 287,600      | 336,500                          |   |
| 14 | COMMUNITY SERVICES   | 3000  | 23,629              | 0                                | 0                    | 0                      | 0  | 0                        | 0                    | 0            | 0                                |   |
| 15 | PAYMENTS TO OTHER DISTRICTS & GOV'T UNITS  | 4000  | 1,756,944           | 0                                | 0                    | 0                      | 0  | 0                        | 0                    | 0            | 0                                |   |
| 16 | DEB SERVICES   | 5000  | 0                   | 0                                | 1,542,000            | 0                      | 0  | 0                        | 0                    | 0            | 0                                |   |
| 17 | PROVISION FOR CONTINGENCIES  | 8000  | 0                   | 0                                | 0                    | 0                      | 0  | 0                        | 0                    | 0            | 0                                |   |
| 18 | Total Direct Disbursements/Expenditures *  |       | 12,039,239          | 1,573,300                        | 1,542,000            | 927,920                | 345,592  | 3,000                    |                      | 287,600      | 336,500                          |   |
| 19 | Disbursements/Expenditures for "On Behalf" Payments <sup>2</sup>   | 4180  | 0                   | 0                                | 0                    | 0                      | 0  | 0                        |                      | 0            | 0                                |   |
| 20 | Total Disbursements/Expenditures   |       | 12,039,239          | 1,573,300                        | 1,542,000            | 927,920                | 345,592  | 3,000                    |                      | 287,600      | 336,500                          |   |
| 21 | Excess of Direct Receipts/Revenues Over (Under) Direct Disbursements/Expenditures                          |       | (134,914)           | 24,637                           | 40,500               | 457,080                | 19,408   | (3,000)                  | 51,000               | (30,400)     | (236,000)                        |   |
| 22 | OTHER SOURCES/USES OF FUNDS  |       |                     |                                  |                      |                        |  |                          |                      |              |                                  |   |
| 23 | OTHER SOURCES OF FUNDS (7000)  |       |                     |                                  |                      |                        |  |                          |                      |              |                                  |   |
| 24 | PERMANENT TRANSFER FROM VARIOUS FUNDS  |       |                     |                                  |                      |                        |  |                          |                      |              |                                  |   |
| 25 | Abolishment the Working Cash Fund <sup>16</sup>  | 7110  |                     |                                  |                      |                        |  |                          |                      |              |                                  |   |
| 26 | Abatement of the Working Cash Fund <sup>16</sup>   | 7110  |                     |                                  |                      |                        |  |                          |                      |              |                                  |   |
| 27 | Transfer of Working Cash Fund Interest   | 7120  |                     |                                  |                      |                        |  |                          |                      |              |                                  |   |
| 28 | Transfer Among Funds   | 7130  |                     |                                  |                      |                        |  |                          |                      |              |                                  |   |
| 29 | Transfer of Interest   | 7140  |                     |                                  |                      |                        |  |                          |                      |              |                                  |   |
| 30 | Transfer from Capital Projects Fund to O&M Fund  | 7150  |                     |                                  |                      |                        |  |                          |                      |              |                                  |   |
| 31 | Transfer of Excess Fire Prev & Safety Tax & Interest <sup>3</sup> Proceeds to O&M Fund                     | 7160  |                     |                                  |                      |                        |  |                          |                      |              |                                  |   |
| 32 | Transfer of Excess Accumulated Fire Prev & Safety Bond and Int <sup>3a</sup> Proceeds to Debt Service Fund | 7170  |                     |                                  |                      |                        |  |                          |                      |              |                                  |   |
| 33 | SALE OF BONDS (7200)   |       |                     |                                  |                      |                        |  |                          |                      |              |                                  |   |
| 34 | Principal on Bonds Sold <sup>4</sup>   | 7210  |                     |                                  |                      |                        |  |                          |                      |              |                                  |   |
| 35 | Premium on Bonds Sold  | 7220  |                     |                                  |                      |                        |  |                          |                      |              |                                  |   |
| 36 | Accrued Interest on Bonds Sold   | 7230  |                     |                                  |                      |                        |  |                          |                      |              |                                  |   |
| 37 | Sale or Compensation for Fixed Assets <sup>5</sup>   | 7300  |                     |                                  |                      |                        |  |                          |                      |              |                                  |   |
| 38 | Transfer to Debt Service to Pay Principal on Capital Leases  | 7400  |                     |                                  |                      |                        |  |                          |                      |              |                                  |   |
| 39 | Transfer to Debt Service Fund to Pay Interest on Capital Leases  | 7500  |                     |                                  |                      |                        |  |                          |                      |              |                                  |   |
| 40 | Transfer to Debt Service Fund to Pay Principal on Revenue Bonds  | 7600  |                     |                                  |                      |                        |  |                          |                      |              |                                  |   |
| 41 | Transfer to Debt Service Fund to Pay Interest on Revenue Bonds   | 7700  |                     |                                  |                      |                        |  |                          |                      |              |                                  |   |
| 42 | Transfer to Capital Projects Fund  | 7800  |                     |                                  |                      |                        |  |                          |                      |              |                                  |   |
| 43 | ISBE Loan Proceeds   | 7900  |                     |                                  |                      |                        |  |                          |                      |              |                                  |   |
| 44 | Other Sources Not Classified Elsewhere   | 7980  |                     |                                  |                      |                        |  |                          |                      |              |                                  |   |
| 45 | Total Other Sources of Funds <sup>6</sup>  |       | 0                   | 0                                | 0                    | 0                      | 0  | 0                        | 0                    | 0            | 50,000                           |   |
| 46 |  |       |                     |                                  |                      |                        |  |                          |                      |              |                                  |   |

|    | A  | B      | C                | D                             | E                 | F                   | G  | H                     | I                 | J         | K                             | L      |
|----|--|--------|------------------|-------------------------------|-------------------|---------------------|--|-----------------------|-------------------|-----------|-------------------------------|--------|
|    | Description  | Acct # | (10) Educational | (20) Operations & Maintenance | (30) Debt Service | (40) Transportation | (50) Municipal Retirement/ Social Security | (60) Capital Projects | (70) Working Cash | (80) Tort | (90) Fire Prevention & Safety |        |
| 1  | Begin entering data on EstRev 5-10 and EstExp 11-17 tabs.            |        |                  |                               |                   |                     |  |                       |                   |           |                               |        |
| 2  | (Enter Whole Numbers Only)   |        |                  |                               |                   |                     |  |                       |                   |           |                               |        |
| 47 | OTHER USES OF FUNDS (6000)   |        |                  |                               |                   |                     |  |                       |                   |           |                               |        |
| 48 | TRANSFER TO VARIOUS OTHER FUNDS (6100)                               |        |                  |                               |                   |                     |  |                       |                   |           |                               |        |
| 50 | Abolishment or Abatement of the Working Cash Fund <sup>15</sup>      | 8110   |                  |                               |                   |                     |  |                       |                   |           |                               |        |
| 51 | Transfer of Working Cash Fund Interest                               | 8120   |                  |                               |                   |                     |  |                       | 50,000            |           |                               |        |
| 52 | Transfer Among Funds   | 8130   |                  |                               |                   |                     |  |                       | 0                 |           |                               |        |
| 53 | Transfer of Interest <sup>6</sup>                                    | 8140   |                  |                               |                   |                     |  |                       |                   |           |                               |        |
| 54 | Transfer from Capital Projects Fund to O&M Fund                      | 8150   |                  |                               |                   |                     |  |                       |                   |           |                               |        |
| 55 | Transfer of Excess Fire Prev & Safety Tax & Interest <sup>3</sup>    | 8160   |                  |                               |                   |                     |  |                       |                   |           |                               |        |
| 56 | Proceeds to O&M Fund   | 8170   |                  |                               |                   |                     |  |                       |                   |           |                               |        |
| 56 | Transfer of Excess Accumulated Fire Prev & Safety Bond <sup>3a</sup> |        |                  |                               |                   |                     |  |                       |                   |           |                               |        |
| 56 | and Int Proceeds to Debt Service Fund                                |        |                  |                               |                   |                     |  |                       |                   |           |                               |        |
| 57 | Taxes Pledged to Pay Principal on Capital Leases                     | 8410   |                  |                               |                   |                     |  |                       |                   |           |                               |        |
| 57 | Grants/Reimbursements Pledged to Pay Principal on Capital Leases     | 8420   |                  |                               |                   |                     |  |                       |                   |           |                               |        |
| 58 | Other Revenues Pledged to Pay Principal on Capital Leases            | 8430   |                  |                               |                   |                     |  |                       |                   |           |                               |        |
| 59 | Fund Balance Transfers Pledged to Pay Principal on Capital Leases    | 8440   |                  |                               |                   |                     |  |                       |                   |           |                               |        |
| 60 | Taxes Pledged to Pay Interest on Capital Leases                      | 8510   |                  |                               |                   |                     |  |                       |                   |           |                               |        |
| 62 | Grants/Reimbursements Pledged to Pay Interest on Capital Leases      | 8520   |                  |                               |                   |                     |  |                       |                   |           |                               |        |
| 63 | Other Revenues Pledged to Pay Interest on Capital Leases             | 8530   |                  |                               |                   |                     |  |                       |                   |           |                               |        |
| 64 | Fund Balance Transfers Pledged to Pay Interest on Capital Leases     | 8540   |                  |                               |                   |                     |  |                       |                   |           |                               |        |
| 65 | Taxes Pledged to Pay Principal on Revenue Bonds                      | 8620   |                  |                               |                   |                     |  |                       |                   |           |                               |        |
| 66 | Grants/Reimbursements Pledged to Pay Principal on Revenue Bonds      | 8630   |                  |                               |                   |                     |  |                       |                   |           |                               |        |
| 67 | Other Revenues Pledged to Pay Principal on Revenue Bonds             | 8640   |                  |                               |                   |                     |  |                       |                   |           |                               |        |
| 68 | Fund Balance Transfers Pledged to Pay Principal on Revenue Bonds     | 8650   |                  |                               |                   |                     |  |                       |                   |           |                               |        |
| 69 | Taxes Pledged to Pay Interest on Revenue Bonds                       | 8710   |                  |                               |                   |                     |  |                       |                   |           |                               |        |
| 70 | Grants/Reimbursements Pledged to Pay Interest on Revenue Bonds       | 8720   |                  |                               |                   |                     |  |                       |                   |           |                               |        |
| 71 | Other Revenues Pledged to Pay Interest on Revenue Bonds              | 8730   |                  |                               |                   |                     |  |                       |                   |           |                               |        |
| 72 | Fund Balance Transfers Pledged to Pay Interest on Revenue Bonds      | 8740   |                  |                               |                   |                     |  |                       |                   |           |                               |        |
| 73 | Taxes Transferred to Pay for Capital Projects                        | 8810   |                  |                               |                   |                     |  |                       |                   |           |                               |        |
| 74 | Grants/Reimbursements Pledged to Pay for Capital Projects            | 8820   |                  |                               |                   |                     |  |                       |                   |           |                               |        |
| 75 | Other Revenues Pledged to Pay for Capital Projects                   | 8830   |                  |                               |                   |                     |  |                       |                   |           |                               |        |
| 76 | Fund Balance Transfers Pledged to Pay for Capital Projects           | 8840   |                  |                               |                   |                     |  |                       |                   |           |                               |        |
| 77 | Transfer to Debt Service Fund to Pay Principal on ISBE Loans         | 8910   |                  |                               |                   |                     |  |                       |                   |           |                               |        |
| 78 | Other Uses Not Classified Elsewhere                                  | 8990   |                  |                               |                   |                     |  |                       |                   |           |                               |        |
| 79 | Total Other Sources/Uses of Funds <sup>9</sup>                       |        | 0                | 0                             | 0                 | 0                   | 0  | 0                     | 50,000            | 0         | 0                             | 0      |
| 80 | Total Other Sources/Uses of Fund                                     |        | 0                | 0                             | 0                 | 0                   | 0  | 0                     | (50,000)          | 0         | 0                             | 0      |
| 81 | ESTIMATED ENDING FUND BALANCE June 30, 2018                          |        | 2,412,146        | 774,591                       | 157,785           | 1,416,575           | 3,222,766                                  | 281,606               | 82,162            | 1,366,892 | 0                             | 23,604 |

| SUMMARY OF EXPENDITURES (by Major Object) |                           |        |                  |                               |                   |                     |  |                       |                   |           |                               |                 |
|---|---------------------------|--------|------------------|-------------------------------|-------------------|---------------------|--|-----------------------|-------------------|-----------|-------------------------------|-----------------|
|   | Description               | Acct # | (10) Educational | (20) Operations & Maintenance | (30) Debt Service | (40) Transportation | (50) Municipal Retirement/ Social Security | (60) Capital Projects | (70) Working Cash | (80) Tort | (90) Fire Prevention & Safety | Total By Object |
| 86  | Object Name               |        |                  |                               |                   |                     |  |                       |                   |           |                               |                 |
| 87  | Salaries                  | 100    | 6,604,869        | 408,500                       |                   | 0                   |  | 0                     |                   | 0         | 0                             | 7,013,369       |
| 88  | Employee Benefits         | 200    | 1,317,142        | 77,000                        |                   | 0                   |  | 0                     |                   | 0         | 0                             | 1,799,784       |
| 89  | Purchased Services        | 300    | 1,601,273        | 699,800                       | 2,000             | 927,920             | 345,592                                    | 0                     |                   | 287,600   | 0                             | 3,518,593       |
| 90  | Supplies & Materials      | 400    | 684,432          | 323,000                       |                   | 0                   |  | 0                     |                   | 0         | 0                             | 1,007,432       |
| 91  | Capital Outlay            | 500    | 32,079           | 65,000                        |                   | 0                   |  | 3,000                 |                   | 0         | 0                             | 436,579         |
| 92  | Other Objects             | 600    | 1,799,444        |                               | 1,540,000         | 0                   | 0  | 0                     |                   | 0         | 0                             | 3,339,444       |
| 93  | Non-Capitalized Equipment | 700    | 0                | 0                             |                   | 0                   |  | 0                     |                   | 0         | 0                             | 0               |
| 94  | Termination Benefits      | 800    | 0                | 0                             |                   | 0                   |  | 0                     |                   | 0         | 0                             | 0               |
| 95  | Total Expenditures        |        | 12,039,239       | 1,573,300                     | 1,542,000         | 927,920             | 345,592                                    | 3,000                 |                   | 287,600   | 0                             | 17,056,151      |

SUMMARY OF CASH TRANSACTIONS

| A  | B      | C                   | D                                | E                    | F                      | G   | H                        | I                    | J            | K                                |
|--|--------|---------------------|----------------------------------|----------------------|------------------------|---|--------------------------|----------------------|--------------|----------------------------------|
| Description<br>(Enter Whole Numbers Only)                          | Acct # | (10)<br>Educational | (20)<br>Operations & Maintenance | (30)<br>Debt Service | (40)<br>Transportation | (50)<br>Municipal Retirement/ Social Security | (60)<br>Capital Projects | (70)<br>Working Cash | (80)<br>Tort | (90)<br>Fire Prevention & Safety |
| 3 BEGINNING CASH BALANCE ON HAND, July 1, 2017 <sup>7</sup>        |        | 3,138,618           | 389,514                          | 496,828              | 1,155,984              | 3,251,291                                     | 785,350                  | 171,771              | 1,419,706    | 231,924                          |
| 4 Total Direct Receipts & Other Sources <sup>8</sup>               |        | 11,904,325          | 1,597,937                        | 1,582,500            | 1,385,000              | 365,000                                       | 0                        | 51,000               | 257,200      | 150,500                          |
| 5 OTHER RECEIPTS   |        |                     |                                  |                      |                        |   |                          |                      |              |                                  |
| 6 Interfund Loans Payable (Loans from Other Funds)                 | 411    |                     |                                  |                      |                        |   |                          |                      |              |                                  |
| 7 Interfund Loans Receivable (Repayment of Loans)                  | 141    |                     |                                  |                      |                        |   |                          |                      |              |                                  |
| 8 Notes and Warrants Payable                                       | 433    |                     |                                  |                      |                        |   |                          |                      |              |                                  |
| 9 Other Current Assets   | 199    |                     |                                  |                      |                        |   |                          |                      |              |                                  |
| 10 Total Other Receipts  |        | 0                   | 0                                | 0                    | 0                      | 0   | 0                        | 0                    | 0            | 0                                |
| 11 Total Direct Receipts, Other Sources, & Other Receipts          |        | 11,904,325          | 1,597,937                        | 1,582,500            | 1,385,000              | 365,000                                       | 0                        | 51,000               | 257,200      | 150,500                          |
| 12 Total Amount Available  |        | 15,042,943          | 1,967,451                        | 2,079,328            | 2,540,984              | 3,616,291                                     | 785,350                  | 222,771              | 1,676,906    | 382,424                          |
| 13 Total Direct Disbursements & Other Uses <sup>9</sup>            |        | 12,039,239          | 1,573,300                        | 1,542,000            | 927,920                | 345,592                                       | 3,000                    | 50,000               | 287,600      | 336,500                          |
| 14 OTHER DISBURSEMENTS   |        |                     |                                  |                      |                        |   |                          |                      |              |                                  |
| 15 Interfund Loans Receivable (Loans to Other Funds) <sup>10</sup> | 141    |                     |                                  |                      |                        |   |                          |                      |              |                                  |
| 16 Interfund Loans Payable (Repayment of Loans)                    | 411    |                     |                                  |                      |                        |   |                          |                      |              |                                  |
| 17 Notes and Warrants Payable                                      | 433    |                     |                                  |                      |                        |   |                          |                      |              |                                  |
| 18 Other Current Liabilities                                       | 499    |                     |                                  |                      |                        |   |                          |                      |              |                                  |
| 19 Total Other Disbursements                                       |        | 0                   | 0                                | 0                    | 0                      | 0   | 0                        | 0                    | 0            | 0                                |
| 20 Total Direct Disbursements, Other Uses, & Other Disbursements   |        | 12,039,239          | 1,573,300                        | 1,542,000            | 927,920                | 345,592                                       | 3,000                    | 50,000               | 287,600      | 336,500                          |
| 21 ENDING CASH BALANCE ON HAND, June 30, 2018 <sup>7</sup>         |        | 3,003,704           | 394,151                          | 537,328              | 1,613,064              | 3,270,699                                     | 782,350                  | 172,771              | 1,389,306    | 45,924                           |

| 1  | A  | B      | C                   | D                                | E                    | F                      | G  | H                        | I                    | J            | K                                |  |
|----|--|--------|---------------------|----------------------------------|----------------------|------------------------|--|--------------------------|----------------------|--------------|----------------------------------|--|
| 2  | Description<br>(Enter Whole Numbers Only)                            | Acct # | (10)<br>Educational | (20)<br>Operations & Maintenance | (30)<br>Debt Service | (40)<br>Transportation | (50)<br>Municipal Retirement/<br>Social Security | (60)<br>Capital Projects | (70)<br>Working Cash | (80)<br>Tort | (90)<br>Fire Prevention & Safety |  |
| 3  | <b>RECEIPTS/REVENUES FROM LOCAL SOURCES (1000)</b>                   |        |                     |                                  |                      |                        |  |                          |                      |              |                                  |  |
| 4  | <b>AD VALOREM TAXES LEVIED BY LOCAL EDUCATION AGENCY</b>             |        |                     |                                  |                      |                        |  |                          |                      |              |                                  |  |
| 5  | Designated Purposes Levies <sup>11</sup>                             | 1100   |                     |                                  |                      |                        |  |                          |                      |              |                                  |  |
| 6  | Leasing Purposes Levy <sup>12</sup>                                  | -      | 3,580,000           | 470,000                          | 1,580,000            | 1,050,000              | 340,000  |                          | 50,000               | 250,000      | 100,000                          |  |
| 7  | Special Education Purposes Levy                                      | 1130   |                     | 195,000                          |                      |                        |  |                          |                      |              |                                  |  |
| 8  | FICA and Medicare Only Levies  | 1140   | 300,000             |                                  |                      |                        |  |                          |                      |              |                                  |  |
| 9  | Area Vocational Construction Purposes Levy                           | 1150   |                     |                                  |                      |                        |  |                          |                      |              |                                  |  |
| 10 | Summer School Purposes Levy  | 1160   |                     |                                  |                      |                        |  |                          |                      |              |                                  |  |
| 11 | Other Tax Levies (Describe & Itemize)                                | 1170   |                     |                                  |                      |                        |  |                          |                      |              |                                  |  |
| 12 | <b>Total Ad Valorem Taxes Levied by District</b>                     | 1190   | 3,880,000           | 605,000                          | 1,580,000            | 1,050,000              | 340,000  | 0                        | 50,000               | 250,000      | 100,000                          |  |
| 13 | <b>PAYMENTS IN LIEU OF TAXES</b>                                     |        |                     |                                  |                      |                        |  |                          |                      |              |                                  |  |
| 14 | Mobile Home Privilege Tax  | 1200   |                     |                                  |                      |                        |  |                          |                      |              |                                  |  |
| 15 | Payments from Local Housing Authority                                | 1210   |                     |                                  |                      |                        |  |                          |                      |              |                                  |  |
| 16 | Corporate Personal Property Replacement Taxes <sup>13</sup>          | 1220   |                     |                                  |                      |                        |  |                          |                      |              |                                  |  |
| 17 | Other Payments in Lieu of Taxes (Describe & Itemize)                 | 1230   | 190,000             |                                  |                      |                        |  |                          |                      |              |                                  |  |
| 18 | <b>Total Payments in Lieu of Taxes</b>                               | 1290   | 190,000             | 0                                | 0                    | 0                      | 0  | 0                        | 0                    | 0            | 0                                |  |
| 19 | <b>TUITION</b>   |        |                     |                                  |                      |                        |  |                          |                      |              |                                  |  |
| 20 | Regular Tuition from Pupils or Parents (In State)                    | 1300   |                     |                                  |                      |                        |  |                          |                      |              |                                  |  |
| 21 | Regular Tuition from Other Districts (In State)                      | 1311   |                     |                                  |                      |                        |  |                          |                      |              |                                  |  |
| 22 | Regular Tuition from Other Sources (In State)                        | 1312   |                     |                                  |                      |                        |  |                          |                      |              |                                  |  |
| 23 | Regular Tuition from Other Sources (Out of State)                    | 1313   |                     |                                  |                      |                        |  |                          |                      |              |                                  |  |
| 24 | Summer School Tuition from Pupils or Parents (In State)              | 1314   |                     |                                  |                      |                        |  |                          |                      |              |                                  |  |
| 25 | Summer School Tuition from Other Districts (In State)                | 1321   |                     |                                  |                      |                        |  |                          |                      |              |                                  |  |
| 26 | Summer School Tuition from Other Sources (In State)                  | 1322   |                     |                                  |                      |                        |  |                          |                      |              |                                  |  |
| 27 | Summer School Tuition from Other Sources (Out of State)              | 1323   |                     |                                  |                      |                        |  |                          |                      |              |                                  |  |
| 28 | CTE Tuition from Pupils or Parents (In State)                        | 1324   |                     |                                  |                      |                        |  |                          |                      |              |                                  |  |
| 29 | CTE Tuition from Other Districts (In State)                          | 1331   |                     |                                  |                      |                        |  |                          |                      |              |                                  |  |
| 30 | CTE Tuition from Other Sources (In State)                            | 1332   |                     |                                  |                      |                        |  |                          |                      |              |                                  |  |
| 31 | CTE Tuition from Other Sources (Out of State)                        | 1333   |                     |                                  |                      |                        |  |                          |                      |              |                                  |  |
| 32 | Special Education Tuition from Pupils or Parents (In State)          | 1334   |                     |                                  |                      |                        |  |                          |                      |              |                                  |  |
| 33 | Special Education Tuition from Other Districts (In State)            | 1341   |                     |                                  |                      |                        |  |                          |                      |              |                                  |  |
| 34 | Special Education Tuition from Other Sources (In State)              | 1342   |                     |                                  |                      |                        |  |                          |                      |              |                                  |  |
| 35 | Special Education Tuition from Other Sources (Out of State)          | 1343   |                     |                                  |                      |                        |  |                          |                      |              |                                  |  |
| 36 | Adult Tuition from Pupils or Parents (In State)                      | 1344   |                     |                                  |                      |                        |  |                          |                      |              |                                  |  |
| 37 | Adult Tuition from Other Districts (In State)                        | 1351   |                     |                                  |                      |                        |  |                          |                      |              |                                  |  |
| 38 | Adult Tuition from Other Sources (In State)                          | 1352   |                     |                                  |                      |                        |  |                          |                      |              |                                  |  |
| 39 | Adult Tuition from Other Sources (Out of State)                      | 1353   |                     |                                  |                      |                        |  |                          |                      |              |                                  |  |
| 40 | <b>Total Tuition</b>   | 1354   | 0                   |                                  |                      |                        |  |                          |                      |              |                                  |  |
| 41 | <b>TRANSPORTATION FEES</b>   |        |                     |                                  |                      |                        |  |                          |                      |              |                                  |  |
| 42 | Regular Transportation Fees from Pupils or Parents (In State)        | 1400   |                     |                                  |                      |                        |  |                          |                      |              |                                  |  |
| 43 | Regular Transportation Fees from Other Districts (In State)          | 1411   |                     |                                  |                      |                        |  |                          |                      |              |                                  |  |
| 44 | Regular Transportation Fees from Other Sources (In State)            | 1412   |                     |                                  |                      |                        |  |                          |                      |              |                                  |  |
| 45 | Regular Transportation Fees from Other Sources (Out of State)        | 1413   |                     |                                  |                      |                        |  |                          |                      |              |                                  |  |
| 46 | Regular Transportation Fees from Co-curricular Activities (In State) | 1415   |                     |                                  |                      |                        |  |                          |                      |              |                                  |  |
| 47 | Regular Transportation Fees from Other Sources (Out of State)        | 1416   |                     |                                  |                      |                        |  |                          |                      |              |                                  |  |
| 48 | Summer School Transportation Fees from Pupils or Parents (In State)  | 1421   |                     |                                  |                      |                        |  |                          |                      |              |                                  |  |
| 49 | Summer School Transportation Fees from Other Districts (In State)    | 1422   |                     |                                  |                      |                        |  |                          |                      |              |                                  |  |
| 50 | Summer School Transportation Fees from Other Sources (In State)      | 1423   |                     |                                  |                      |                        |  |                          |                      |              |                                  |  |
| 51 | Summer School Transportation Fees from Other Sources (Out of State)  | 1424   |                     |                                  |                      |                        |  |                          |                      |              |                                  |  |
| 52 | CTE Transportation Fees from Pupils or Parents (In State)            | 1431   |                     |                                  |                      |                        |  |                          |                      |              |                                  |  |
| 53 | CTE Transportation Fees from Other Districts (In State)              | 1432   |                     |                                  |                      |                        |  |                          |                      |              |                                  |  |
| 54 | CTE Transportation Fees from Other Sources (In State)                | 1433   |                     |                                  |                      |                        |  |                          |                      |              |                                  |  |
| 54 | CTE Transportation Fees from Other Sources (Out of State)            | 1434   |                     |                                  |                      |                        |  |                          |                      |              |                                  |  |

ESTIMATED RECEIPTS/REVENUES

|     | A   | B      | C                   | D                                | E                    | F                      | G  | H                        | I                    | J            | K                                |
|-----|---|--------|---------------------|----------------------------------|----------------------|------------------------|--|--------------------------|----------------------|--------------|----------------------------------|
| 1   | Description<br>(Enter Whole Numbers Only)                               | Acct # | (10)<br>Educational | (20)<br>Operations & Maintenance | (30)<br>Debt Service | (40)<br>Transportation | (50)<br>Municipal Retirement/<br>Social Security | (60)<br>Capital Projects | (70)<br>Working Cash | (80)<br>Tort | (90)<br>Fire Prevention & Safety |
| 2   | Special Education Transportation Fees from Pupils or Parents (In State) | 1441   |                     |                                  |                      |                        |  |                          |                      |              |                                  |
| 55  | Special Education Transportation Fees from Other Districts (In State)   | 1442   |                     |                                  |                      |                        |  |                          |                      |              |                                  |
| 56  | Special Education Transportation Fees from Other Sources (In State)     | 1443   |                     |                                  |                      |                        |  |                          |                      |              |                                  |
| 57  | Special Education Transportation Fees from Other Sources (Out of State) | 1444   |                     |                                  |                      |                        |  |                          |                      |              |                                  |
| 58  | Adult Transportation Fees from Pupils or Parents (In State)             | 1451   |                     |                                  |                      |                        |  |                          |                      |              |                                  |
| 59  | Adult Transportation Fees from Other Districts (In State)               | 1452   |                     |                                  |                      |                        |  |                          |                      |              |                                  |
| 60  | Adult Transportation Fees from Other Sources (In State)                 | 1453   |                     |                                  |                      |                        |  |                          |                      |              |                                  |
| 61  | Adult Transportation Fees from Other Sources (Out of State)             | 1454   |                     |                                  |                      |                        |  |                          |                      |              |                                  |
| 62  | Total Transportation Fees   |        |                     |                                  |                      | 0                      |  |                          |                      |              |                                  |
| 63  | <b>EARNINGS ON INVESTMENTS</b>  | 1500   |                     |                                  |                      |                        |  |                          |                      |              |                                  |
| 64  | Interest on Investments   | 1510   | 80,000              | 12,000                           | 2,500                | 10,000                 | 25,000   |                          | 1,000                | 7,200        | 500                              |
| 65  | Gain or Loss on Sale of Investments                                     | 1520   |                     |                                  |                      |                        |  |                          |                      |              |                                  |
| 66  | Total Earnings on Investments   |        | 80,000              | 12,000                           | 2,500                | 10,000                 | 25,000   | 0                        | 1,000                | 7,200        | 500                              |
| 67  | <b>FOOD SERVICE</b>   | 1600   |                     |                                  |                      |                        |  |                          |                      |              |                                  |
| 68  | Sales to Pupils - Lunch   | 1611   |                     |                                  |                      |                        |  |                          |                      |              |                                  |
| 69  | Sales to Pupils - Breakfast   | 1612   |                     |                                  |                      |                        |  |                          |                      |              |                                  |
| 70  | Sales to Pupils - A la Carte  | 1613   |                     |                                  |                      |                        |  |                          |                      |              |                                  |
| 71  | Sales to Pupils - Other (Describe & Itemize)                            | 1614   |                     |                                  |                      |                        |  |                          |                      |              |                                  |
| 72  | Sales to Adults   | 1620   |                     |                                  |                      |                        |  |                          |                      |              |                                  |
| 73  | Other Food Service (Describe & Itemize)                                 | 1690   |                     |                                  |                      |                        |  |                          |                      |              |                                  |
| 74  | Total Food Service  |        | 0                   |                                  |                      |                        |  |                          |                      |              |                                  |
| 75  | <b>DISTRICT/SCHOOL ACTIVITY INCOME</b>                                  | 1700   |                     |                                  |                      |                        |  |                          |                      |              |                                  |
| 76  | Admissions - Athletic   | 1711   |                     |                                  |                      |                        |  |                          |                      |              |                                  |
| 77  | Admissions - Other  | 1719   |                     |                                  |                      |                        |  |                          |                      |              |                                  |
| 78  | Fees  | 1720   |                     |                                  |                      |                        |  |                          |                      |              |                                  |
| 79  | Book Store Sales  | 1730   |                     |                                  |                      |                        |  |                          |                      |              |                                  |
| 80  | Other District/School Activity Revenue (Describe & Itemize)             | 1790   |                     |                                  |                      |                        |  |                          |                      |              |                                  |
| 81  | Total District/School Activity Income                                   |        | 0                   | 0                                |                      |                        |  |                          |                      |              |                                  |
| 82  | <b>TEXTBOOK INCOME</b>  | 1800   |                     |                                  |                      |                        |  |                          |                      |              |                                  |
| 83  | Rentals - Regular Textbooks   | 1811   |                     |                                  |                      |                        |  |                          |                      |              |                                  |
| 84  | Rentals - Summer School Textbooks                                       | 1812   |                     |                                  |                      |                        |  |                          |                      |              |                                  |
| 85  | Rentals - Adult/Continuing Education Textbooks                          | 1813   |                     |                                  |                      |                        |  |                          |                      |              |                                  |
| 86  | Rentals - Other (Describe)  | 1819   |                     |                                  |                      |                        |  |                          |                      |              |                                  |
| 87  | Sales - Regular Textbooks   | 1821   |                     |                                  |                      |                        |  |                          |                      |              |                                  |
| 88  | Sales - Summer School Textbooks   | 1822   |                     |                                  |                      |                        |  |                          |                      |              |                                  |
| 89  | Sales - Adult/Continuing Education Textbooks                            | 1823   |                     |                                  |                      |                        |  |                          |                      |              |                                  |
| 90  | Sales - Other (Describe & Itemize)                                      | 1829   |                     |                                  |                      |                        |  |                          |                      |              |                                  |
| 91  | Other (Describe & Itemize)  | 1890   |                     |                                  |                      |                        |  |                          |                      |              |                                  |
| 92  | Total Textbooks   |        | 0                   |                                  |                      |                        |  |                          |                      |              |                                  |
| 93  | <b>OTHER REVENUE FROM LOCAL SOURCES</b>                                 | 1900   |                     |                                  |                      |                        |  |                          |                      |              |                                  |
| 94  | Rentals   | 1910   |                     | 30,000                           |                      |                        |  |                          |                      |              |                                  |
| 95  | Contributions and Donations from Private Sources                        | 1920   |                     |                                  |                      |                        |  |                          |                      |              |                                  |
| 96  | Impact Fees from Municipal or County Governments                        | 1930   |                     |                                  |                      |                        |  |                          |                      |              |                                  |
| 97  | Services Provided Other Districts                                       | 1940   |                     |                                  |                      |                        |  |                          |                      |              |                                  |
| 98  | Refund of Prior Years' Expenditures                                     | 1950   | 100,000             |                                  |                      |                        |  |                          |                      |              |                                  |
| 99  | Payments of Surplus Moneys from TIF Districts                           | 1960   |                     | 10,000                           |                      |                        |  |                          |                      |              |                                  |
| 100 | Drivers' Education Fees   | 1970   |                     |                                  |                      |                        |  |                          |                      |              |                                  |
| 101 | Proceeds from Vendors' Contracts  | 1980   |                     |                                  |                      |                        |  |                          |                      |              |                                  |
| 102 | School Facility Occupation Tax Proceeds                                 | 1983   |                     |                                  |                      |                        |  |                          |                      |              |                                  |
| 103 | Payment from Other Districts  | 1991   |                     |                                  |                      |                        |  |                          |                      |              |                                  |

|  | A  | B      | C                   | D                                | E                    | F                      | G  | H                        | I                    | J            | K                                |
|--|--|--------|---------------------|----------------------------------|----------------------|------------------------|--|--------------------------|----------------------|--------------|----------------------------------|
|  | Description<br>(Enter Whole Numbers Only)                                  | Acct # | (10)<br>Educational | (20)<br>Operations & Maintenance | (30)<br>Debt Service | (40)<br>Transportation | (50)<br>Municipal Retirement/<br>Social Security | (60)<br>Capital Projects | (70)<br>Working Cash | (80)<br>Tort | (90)<br>Fire Prevention & Safety |
| 1  |  |        |                     |                                  |                      |                        |  |                          |                      |              |                                  |
| 2  |  |        |                     |                                  |                      |                        |  |                          |                      |              |                                  |
| 105  | Sale of Vocational Projects  | 1992   |                     |                                  |                      |                        |  |                          |                      |              |                                  |
| 106  | Other Local Fees (Describe & Itemize)                                      | 1993   |                     |                                  |                      |                        |  |                          |                      |              |                                  |
| 107  | Other Local Revenues (Describe & Itemize)                                  | 1999   | 20,000              | 75,000                           |                      |                        |  |                          |                      |              |                                  |
| 108  | Total Other Revenue from Local Sources                                     |        | 120,000             | 115,000                          | 0                    | 0                      | 0  | 0                        | 0                    | 0            | 0                                |
| 109  | Total Receipts/Revenues from Local Sources                                 | 1000   | 4,270,000           | 732,000                          | 1,582,500            | 1,060,000              | 365,000  | 0                        | 51,000               | 257,200      | 100,500                          |
| <b>FLOW-THROUGH RECEIPTS/REVENUES FROM ONE DISTRICT TO ANOTHER DISTRICT (2000)</b> |  |        |                     |                                  |                      |                        |  |                          |                      |              |                                  |
| 110  |  |        |                     |                                  |                      |                        |  |                          |                      |              |                                  |
| 111  | Flow-Through Revenue from State Sources                                    | 2100   |                     |                                  |                      |                        |  |                          |                      |              |                                  |
| 112  | Flow-Through Revenue from Federal Sources                                  | 2200   |                     |                                  |                      |                        |  |                          |                      |              |                                  |
| 113  | Other Flow-Through Revenue (Describe & Itemize)                            | 2300   |                     |                                  |                      |                        |  |                          |                      |              |                                  |
| 114  | Total Flow-Through Receipts/Revenues From One District to Another District | 2000   | 0                   | 0                                | 0                    | 0                      | 0  | 0                        | 0                    | 0            | 0                                |
| <b>RECEIPTS/REVENUES FROM STATE SOURCES (3000)</b>                                 |  |        |                     |                                  |                      |                        |  |                          |                      |              |                                  |
| 115  |  |        |                     |                                  |                      |                        |  |                          |                      |              |                                  |
| 116  | <b>UNRESTRICTED GRANTS-IN-AID (3001-3099)</b>                              |        |                     |                                  |                      |                        |  |                          |                      |              |                                  |
| 117  | General State Aid (Section 18.8.05)  | 3001   | 5,254,556           | 865,937                          |                      |                        |  |                          |                      |              |                                  |
| 118  | General State Aid Hold Harmless/Supplemental                               | 3002   |                     |                                  |                      |                        |  |                          |                      |              |                                  |
| 119  | Reorganization Incentives (Accounts 3005-3021)                             | 3005   |                     |                                  |                      |                        |  |                          |                      |              |                                  |
| 120  | Other Unrestricted Grants-In-Aid From State Sources (Describe & Itemize)   | 3099   |                     |                                  |                      |                        |  |                          |                      |              |                                  |
| 121  | Total Unrestricted Grants-In-Aid   |        | 5,254,556           | 865,937                          | 0                    | 0                      | 0  | 0                        | 0                    | 0            | 0                                |
| 122  | <b>RESTRICTED GRANTS-IN-AID (3100-3900)</b>                                |        |                     |                                  |                      |                        |  |                          |                      |              |                                  |
| 123  | <b>SPECIAL EDUCATION</b>   |        |                     |                                  |                      |                        |  |                          |                      |              |                                  |
| 124  | Special Education - Private Facility Tuition                               | 3100   |                     |                                  |                      |                        |  |                          |                      |              |                                  |
| 125  | Special Education - Funding for Children Requiring Sp Ed Services          | 3105   | 115,000             |                                  |                      |                        |  |                          |                      |              |                                  |
| 126  | Special Education - Personnel  | 3110   | 100,000             |                                  |                      |                        |  |                          |                      |              |                                  |
| 127  | Special Education - Orphanage - Individual                                 | 3120   | 75,000              |                                  |                      |                        |  |                          |                      |              |                                  |
| 128  | Special Education - Orphanage - Summer Individual                          | 3130   |                     |                                  |                      |                        |  |                          |                      |              |                                  |
| 129  | Special Education - Summer School  | 3145   | 5,000               |                                  |                      |                        |  |                          |                      |              |                                  |
| 130  | Special Education - Other (Describe & Itemize)                             | 3199   |                     |                                  |                      |                        |  |                          |                      |              |                                  |
| 131  | Total Special Education  |        | 295,000             | 0                                | 0                    | 0                      | 0  | 0                        | 0                    | 0            | 0                                |
| 132  | <b>CAREER AND TECHNICAL EDUCATION (CTE)</b>                                |        |                     |                                  |                      |                        |  |                          |                      |              |                                  |
| 133  | CTE - Technical Education - Tech Prep                                      | 3200   |                     |                                  |                      |                        |  |                          |                      |              |                                  |
| 134  | CTE - Secondary Program Improvement (CTE)                                  | 3220   |                     |                                  |                      |                        |  |                          |                      |              |                                  |
| 135  | CTE - WECEP  | 3225   |                     |                                  |                      |                        |  |                          |                      |              |                                  |
| 136  | CTE - Agriculture Education  | 3235   |                     |                                  |                      |                        |  |                          |                      |              |                                  |
| 137  | CTE - Instructor Practicum   | 3240   |                     |                                  |                      |                        |  |                          |                      |              |                                  |
| 138  | CTE - Student Organizations  | 3270   |                     |                                  |                      |                        |  |                          |                      |              |                                  |
| 139  | CTE - Other (Describe & Itemize)   | 3299   |                     |                                  |                      |                        |  |                          |                      |              |                                  |
| 140  | Total Career and Technical Education                                       |        | 0                   | 0                                | 0                    | 0                      | 0  | 0                        | 0                    | 0            | 0                                |
| 141  | <b>BILINGUAL EDUCATION</b>   |        |                     |                                  |                      |                        |  |                          |                      |              |                                  |
| 142  | Bilingual Education - Downstate - TPI and TBE                              | 3305   | 5,500               |                                  |                      |                        |  |                          |                      |              |                                  |
| 143  | Bilingual Education - Downstate - Transitional Bilingual Education         | 3310   |                     |                                  |                      |                        |  |                          |                      |              |                                  |
| 144  | Total Bilingual Education  |        | 5,500               |                                  |                      |                        |  |                          |                      |              |                                  |
| 145  | State Free Lunch & Breakfast   | 3360   | 10,000              |                                  |                      |                        |  |                          |                      |              |                                  |
| 146  | School Breakfast Initiative  | 3365   |                     |                                  |                      |                        |  |                          |                      |              |                                  |
| 147  | Driver Education   | 3370   |                     |                                  |                      |                        |  |                          |                      |              |                                  |
| 148  | Adult Education (from ICCB)  | 3410   |                     |                                  |                      |                        |  |                          |                      |              |                                  |
| 149  | Adult Education - Other (Describe & Itemize)                               | 3499   |                     |                                  |                      |                        |  |                          |                      |              |                                  |
| 150  | <b>TRANSPORTATION</b>  |        |                     |                                  |                      |                        |  |                          |                      |              |                                  |
| 151  | Transportation - Regular and Vocational                                    | 3500   |                     |                                  |                      | 200,000                |  |                          |                      |              |                                  |
| 152  | Transportation - Special Education   | 3510   |                     |                                  |                      | 125,000                |  |                          |                      |              |                                  |
| 153  | Transportation - Other (Describe & Itemize)                                | 3599   |                     |                                  |                      |                        |  |                          |                      |              |                                  |
| 154  | Total Transportation   |        | 0                   | 0                                | 0                    | 325,000                | 0  |                          |                      |              |                                  |

|     | A  | B      | C                   | D                                | E                    | F                      | G  | H                        | I                    | J            | K                                |  |
|-----|--|--------|---------------------|----------------------------------|----------------------|------------------------|--|--------------------------|----------------------|--------------|----------------------------------|--|
|     | Description<br>(Enter Whole Numbers Only)  | Acct # | (10)<br>Educational | (20)<br>Operations & Maintenance | (30)<br>Debt Service | (40)<br>Transportation | (50)<br>Municipal Retirement/<br>Social Security | (60)<br>Capital Projects | (70)<br>Working Cash | (80)<br>Tort | (90)<br>Fire Prevention & Safety |  |
| 1   |  |        |                     |                                  |                      |                        |  |                          |                      |              |                                  |  |
| 2   |  |        |                     |                                  |                      |                        |  |                          |                      |              |                                  |  |
| 155 | Learning Improvement - Change Grants   | 3610   |                     |                                  |                      |                        |  |                          |                      |              |                                  |  |
| 156 | Scientific Literacy  | 3660   |                     |                                  |                      |                        |  |                          |                      |              |                                  |  |
| 157 | Tuam Alternative/Optional Education  | 3695   |                     |                                  |                      |                        |  |                          |                      |              |                                  |  |
| 158 | Early Childhood - Block Grant  | 3705   | 380,000             |                                  |                      |                        |  |                          |                      |              |                                  |  |
| 159 | Reading Improvement Block Grant  | 3715   |                     |                                  |                      |                        |  |                          |                      |              |                                  |  |
| 160 | Reading Improvement Block Grant - Reading Recovery   | 3720   |                     |                                  |                      |                        |  |                          |                      |              |                                  |  |
| 161 | Continued Reading Improvement Block Grant  | 3725   |                     |                                  |                      |                        |  |                          |                      |              |                                  |  |
| 162 | Continued Reading Improvement Block Grant (2% Set Aside)                                       | 3726   |                     |                                  |                      |                        |  |                          |                      |              |                                  |  |
| 163 | Chicago General Education Block Grant  | 3766   |                     |                                  |                      |                        |  |                          |                      |              |                                  |  |
| 164 | Chicago Educational Services Block Grant   | 3767   |                     |                                  |                      |                        |  |                          |                      |              |                                  |  |
| 165 | School Safety & Educational Improvement Block Grant  | 3775   |                     |                                  |                      |                        |  |                          |                      |              |                                  |  |
| 166 | Technology - Technology for Success  | 3780   |                     |                                  |                      |                        |  |                          |                      |              |                                  |  |
| 167 | State Charter Schools  | 3815   |                     |                                  |                      |                        |  |                          |                      |              |                                  |  |
| 168 | Extended Learning Opportunities - Summer Bridges   | 3825   |                     |                                  |                      |                        |  |                          |                      |              |                                  |  |
| 169 | Infrastructure Improvements - Planning/Construction  | 3920   |                     |                                  |                      |                        |  |                          |                      |              |                                  |  |
| 170 | School Infrastructure - Maintenance Projects   | 3925   |                     |                                  |                      |                        |  |                          |                      |              |                                  |  |
| 171 | Other Restricted Revenue from State Sources (Describe & Itemize)                               | 3999   |                     |                                  |                      |                        |  |                          |                      |              |                                  |  |
| 172 | Total Restricted Grants-In-Aid   | 3000   | 690,500             | 0                                | 0                    | 325,000                | 0  | 0                        | 0                    | 0            | 0                                |  |
| 173 | Total Receipts/Revenues from State Sources   |        | 5,945,056           | 865,937                          | 0                    | 325,000                | 0  | 0                        | 0                    | 0            | 0                                |  |
| 174 | <b>RECEIPTS/REVENUES FROM FEDERAL SOURCES (4000)</b>   |        |                     |                                  |                      |                        |  |                          |                      |              |                                  |  |
| 175 | <b>UNRESTRICTED GRANTS-IN-AID RECEIVED DIRECTLY</b>  |        |                     |                                  |                      |                        |  |                          |                      |              |                                  |  |
| 176 | Federal Impact Aid   | 4001   |                     |                                  |                      |                        |  |                          |                      |              |                                  |  |
| 177 | Other Unrestricted Grants-In-Aid Received Directly from the Federal Govt. (Describe & Itemize) | 4009   |                     |                                  |                      |                        |  |                          |                      |              |                                  |  |
| 178 | Total Unrestricted Grants-In-Aid Received Directly from Fed Govt                               |        | 0                   | 0                                | 0                    | 0                      | 0  | 0                        | 0                    | 0            | 0                                |  |
| 179 | <b>RESTRICTED GRANTS-IN-AID RECEIVED DIRECTLY FROM FEDERAL</b>                                 |        |                     |                                  |                      |                        |  |                          |                      |              |                                  |  |
| 180 | Head Start   | 4045   |                     |                                  |                      |                        |  |                          |                      |              |                                  |  |
| 181 | Construction (Impact Aid)  | 4050   |                     |                                  |                      |                        |  |                          |                      |              |                                  |  |
| 182 | MAGNET   | 4080   |                     |                                  |                      |                        |  |                          |                      |              |                                  |  |
| 183 | Other Restricted Grants-In-Aid Received Directly from Federal Govt. (Describe & Itemize)       | 4090   |                     |                                  |                      |                        |  |                          |                      |              |                                  |  |
| 184 | Total Restricted Grants-In-Aid Received Directly from Federal Govt.                            |        | 0                   | 0                                | 0                    | 0                      | 0  | 0                        | 0                    | 0            | 0                                |  |
| 185 | <b>RESTRICTED GRANTS-IN-AID RECEIVED FROM FEDERAL</b>  |        |                     |                                  |                      |                        |  |                          |                      |              |                                  |  |
| 186 | TITLE VI   |        |                     |                                  |                      |                        |  |                          |                      |              |                                  |  |
| 187 | Title VI - Innovation and Flexibility Formula  | 4100   |                     |                                  |                      |                        |  |                          |                      |              |                                  |  |
| 188 | Title VI - SEA Projects  | 4105   |                     |                                  |                      |                        |  |                          |                      |              |                                  |  |
| 189 | Title VI - Rural Education Initiative (REI)  | 4107   |                     |                                  |                      |                        |  |                          |                      |              |                                  |  |
| 190 | Title VI - Other (Describe & Itemize)  | 4199   |                     |                                  |                      |                        |  |                          |                      |              |                                  |  |
| 191 | Total Title VI   |        | 0                   | 0                                | 0                    | 0                      | 0  | 0                        | 0                    | 0            | 0                                |  |
| 192 | <b>FOOD SERVICE</b>  |        |                     |                                  |                      |                        |  |                          |                      |              |                                  |  |
| 193 | Breakfast Start-Up Expansion   | 4200   |                     |                                  |                      |                        |  |                          |                      |              |                                  |  |
| 194 | National School Lunch Program  | 4210   | 425,000             |                                  |                      |                        |  |                          |                      |              |                                  |  |
| 195 | Special Milk Program   | 4215   |                     |                                  |                      |                        |  |                          |                      |              |                                  |  |
| 196 | School Breakfast Program   | 4220   | 150,000             |                                  |                      |                        |  |                          |                      |              |                                  |  |
| 197 | Summer Food Service Admin/Program  | 4225   |                     |                                  |                      |                        |  |                          |                      |              |                                  |  |
| 198 | Child and Adult Care Food Program  | 4226   | 20,000              |                                  |                      |                        |  |                          |                      |              |                                  |  |
| 199 | Fresh Fruit and Vegetables   | 4240   |                     |                                  |                      |                        |  |                          |                      |              |                                  |  |
| 200 | Food Service - Other (Describe & Itemize)  | 4299   |                     |                                  |                      |                        |  |                          |                      |              |                                  |  |
| 201 | Total Food Service   |        | 595,000             |                                  |                      |                        |  |                          |                      |              |                                  |  |



ESTIMATED RECEIPTS/REVENUES

|     | A  | B      | C                   | D                                | E                    | F                      | G  | H                        | I                    | J            | K                                |
|-----|--|--------|---------------------|----------------------------------|----------------------|------------------------|--|--------------------------|----------------------|--------------|----------------------------------|
|     | Description<br>(Enter Whole Numbers Only)                          | Acct # | (10)<br>Educational | (20)<br>Operations & Maintenance | (30)<br>Debt Service | (40)<br>Transportation | (50)<br>Municipal Retirement/<br>Social Security | (60)<br>Capital Projects | (70)<br>Working Cash | (80)<br>Tort | (90)<br>Fire Prevention & Safety |
| 1   |  |        |                     |                                  |                      |                        |  |                          |                      |              |                                  |
| 2   |  |        |                     |                                  |                      |                        |  |                          |                      |              |                                  |
| 202 | TITLE I  |        |                     |                                  |                      |                        |  |                          |                      |              |                                  |
| 203 | Title I - Low Income   | 4300   | 675,000             |                                  |                      |                        |  |                          |                      |              |                                  |
| 204 | Title I - Low Income - Neglected, Private                          | 4305   |                     |                                  |                      |                        |  |                          |                      |              |                                  |
| 205 | Title I - Comprehensive School Reform                              | 4332   |                     |                                  |                      |                        |  |                          |                      |              |                                  |
| 206 | Title I - Reading First  | 4334   |                     |                                  |                      |                        |  |                          |                      |              |                                  |
| 207 | Title I - Even Start   | 4335   |                     |                                  |                      |                        |  |                          |                      |              |                                  |
| 208 | Title I - Reading First, SEA Funds                                 | 4337   |                     |                                  |                      |                        |  |                          |                      |              |                                  |
| 209 | Title I - Migrant Education  | 4340   |                     |                                  |                      |                        |  |                          |                      |              |                                  |
| 210 | Title I - Other (Describe & Itemize)                               | 4399   |                     |                                  |                      |                        |  |                          |                      |              |                                  |
| 211 | Total Title I  |        | 675,000             | 0                                |                      |                        |  |                          |                      |              |                                  |
| 212 | TITLE IV   |        |                     |                                  |                      |                        |  |                          |                      |              |                                  |
| 213 | Title IV - Safe & Drug Free Schools - Formula                      | 4400   |                     |                                  |                      |                        |  |                          |                      |              |                                  |
| 214 | Title IV - 21st Century Comm Learning Centers                      | 4421   |                     |                                  |                      |                        |  |                          |                      |              |                                  |
| 215 | Title IV - Other (Describe & Itemize)                              | 4499   |                     |                                  |                      |                        |  |                          |                      |              |                                  |
| 216 | Total Title IV   |        | 0                   | 0                                |                      |                        |  |                          |                      |              |                                  |
| 217 | FEDERAL - SPECIAL EDUCATION  |        |                     |                                  |                      |                        |  |                          |                      |              |                                  |
| 218 | Federal Special Education - Preschool Flow-Through                 | 4600   | 20,000              |                                  |                      |                        |  |                          |                      |              |                                  |
| 219 | Federal Special Education - Preschool Discretionary                | 4605   |                     |                                  |                      |                        |  |                          |                      |              |                                  |
| 220 | Federal Special Education - IDEA Flow Through                      | 4620   | 200,000             |                                  |                      |                        |  |                          |                      |              |                                  |
| 221 | Federal Special Education - IDEA Room & Board                      | 4625   |                     |                                  |                      |                        |  |                          |                      |              |                                  |
| 222 | Federal Special Education - IDEA Discretionary                     | 4630   |                     |                                  |                      |                        |  |                          |                      |              |                                  |
| 223 | Federal Special Education - IDEA - Other (Describe & Itemize)      | 4699   |                     |                                  |                      |                        |  |                          |                      |              |                                  |
| 224 | Total Federal Special Education                                    |        | 220,000             | 0                                |                      |                        |  |                          |                      |              |                                  |
| 225 | CTE - PERKINS  |        |                     |                                  |                      |                        |  |                          |                      |              |                                  |
| 226 | CTE - Perkins-Title III E Tech Prep                                | 4770   |                     |                                  |                      |                        |  |                          |                      |              |                                  |
| 227 | CTE - Other (Describe & Itemize)                                   | 4799   |                     |                                  |                      |                        |  |                          |                      |              |                                  |
| 228 | Total CTE - Perkins  |        | 0                   | 0                                |                      |                        |  |                          |                      |              |                                  |
| 229 | Federal - Adult Education  | 4810   |                     |                                  |                      |                        |  |                          |                      |              |                                  |
| 230 | ARRA - General State Aid - Education Stabilization                 | 4850   |                     |                                  |                      |                        |  |                          |                      |              |                                  |
| 231 | ARRA - Title I - Low Income  | 4851   |                     |                                  |                      |                        |  |                          |                      |              |                                  |
| 232 | ARRA - Title I - Neglected, Private                                | 4852   |                     |                                  |                      |                        |  |                          |                      |              |                                  |
| 233 | ARRA - Title I - Delinquent, Private                               | 4853   |                     |                                  |                      |                        |  |                          |                      |              |                                  |
| 234 | ARRA - Title I - School Improvement (Part A)                       | 4854   |                     |                                  |                      |                        |  |                          |                      |              |                                  |
| 235 | ARRA - Title I - School Improvement (Section 1003g)                | 4855   |                     |                                  |                      |                        |  |                          |                      |              |                                  |
| 236 | ARRA - IDEA - Part B - Preschool                                   | 4856   |                     |                                  |                      |                        |  |                          |                      |              |                                  |
| 237 | ARRA - IDEA - Part B - Flow-Through                                | 4857   |                     |                                  |                      |                        |  |                          |                      |              |                                  |
| 238 | ARRA - Title IID - Technology - Formula                            | 4860   |                     |                                  |                      |                        |  |                          |                      |              |                                  |
| 239 | ARRA - Title IID - Technology - Competitive                        | 4861   |                     |                                  |                      |                        |  |                          |                      |              |                                  |
| 240 | ARRA - McKinney - Vento Homeless Education                         | 4862   |                     |                                  |                      |                        |  |                          |                      |              |                                  |
| 241 | ARRA - Child Nutrition Equipment Assistance                        | 4863   |                     |                                  |                      |                        |  |                          |                      |              |                                  |
| 242 | Impact Aid Formula Grants  | 4864   |                     |                                  |                      |                        |  |                          |                      |              |                                  |
| 243 | Impact Aid Competitive Grants                                      | 4865   |                     |                                  |                      |                        |  |                          |                      |              |                                  |
| 244 | Qualified Zone Academy Bond Tax Credits                            | 4866   |                     |                                  |                      |                        |  |                          |                      |              |                                  |
| 245 | Qualified School Construction Bond Credits                         | 4867   |                     |                                  |                      |                        |  |                          |                      |              |                                  |
| 246 | Build America Bond Tax Credits                                     | 4868   |                     |                                  |                      |                        |  |                          |                      |              |                                  |
| 247 | Build America Bond Interest Reimbursement                          | 4869   |                     |                                  |                      |                        |  |                          |                      |              |                                  |
| 248 | ARRA - General State Aid - Other Government Services Stabilization | 4870   |                     |                                  |                      |                        |  |                          |                      |              |                                  |
| 249 | Other ARRA Funds - II  | 4871   |                     |                                  |                      |                        |  |                          |                      |              |                                  |
| 250 | Other ARRA Funds - III   | 4872   |                     |                                  |                      |                        |  |                          |                      |              |                                  |
| 251 | Other ARRA Funds - IV  | 4873   |                     |                                  |                      |                        |  |                          |                      |              |                                  |
| 252 | Other ARRA Funds - V   | 4874   |                     |                                  |                      |                        |  |                          |                      |              |                                  |
| 253 | ARRA - Early Childhood   | 4875   |                     |                                  |                      |                        |  |                          |                      |              |                                  |
| 254 | Other ARRA Funds - VII   | 4876   |                     |                                  |                      |                        |  |                          |                      |              |                                  |

ESTIMATED RECEIPTS/REVENUES

|     | A   | B      | C                   | D                                | E                    | F                      | G  | H                        | I                    | J            | K                                |
|-----|---|--------|---------------------|----------------------------------|----------------------|------------------------|--|--------------------------|----------------------|--------------|----------------------------------|
|     | Description<br>(Enter Whole Numbers Only)   | Acct # | (10)<br>Educational | (20)<br>Operations & Maintenance | (30)<br>Debt Service | (40)<br>Transportation | (50)<br>Municipal Retirement/<br>Social Security | (60)<br>Capital Projects | (70)<br>Working Cash | (80)<br>Tort | (90)<br>Fire Prevention & Safety |
| 1   |   |        |                     |                                  |                      |                        |  |                          |                      |              |                                  |
| 2   |   |        |                     |                                  |                      |                        |  |                          |                      |              |                                  |
| 255 | Other ARRA Funds - VIII   | 4877   |                     |                                  |                      |                        |  |                          |                      |              |                                  |
| 256 | Other ARRA Funds - IX   | 4878   |                     |                                  |                      |                        |  |                          |                      |              |                                  |
| 257 | Other ARRA Funds - X  | 4879   |                     |                                  |                      |                        |  |                          |                      |              |                                  |
| 258 | Other ARRA Funds - Ed Job Fund Program  | 4880   |                     |                                  |                      |                        |  |                          |                      |              |                                  |
| 259 | Total Stimulus Programs   |        | 0                   | 0                                | 0                    | 0                      | 0  | 0                        | 0                    | 0            | 0                                |
| 260 | Race to the Top Program   | 4901   |                     |                                  |                      |                        |  |                          |                      |              |                                  |
| 261 | Race to the Top - Preschool Expansion Grant   | 4902   |                     |                                  |                      |                        |  |                          |                      |              |                                  |
| 262 | Advanced Placement Fee/International Baccalaureate  | 4904   |                     |                                  |                      |                        |  |                          |                      |              |                                  |
| 263 | Title III - Immigrant Education Program (IEP)   | 4905   |                     |                                  |                      |                        |  |                          |                      |              |                                  |
| 264 | Title III - Language Inst Program - Unifed English (LI/LEP)                                 | 4909   |                     |                                  |                      |                        |  |                          |                      |              |                                  |
| 265 | Learn & Serve America   | 4910   |                     |                                  |                      |                        |  |                          |                      |              |                                  |
| 266 | McKinney Education for Homeless Children  | 4920   |                     |                                  |                      |                        |  |                          |                      |              |                                  |
| 267 | Title II - Eisenhower - Professional Development Formula                                    | 4930   |                     |                                  |                      |                        |  |                          |                      |              |                                  |
| 268 | Title II - Teacher Quality  | 4932   | 70,000              |                                  |                      |                        |  |                          |                      |              |                                  |
| 269 | Federal Charter Schools   | 4980   |                     |                                  |                      |                        |  |                          |                      |              |                                  |
| 270 | Medicaid Matching Funds - Administrative Outreach   | 4931   | 25,000              |                                  |                      |                        |  |                          |                      |              |                                  |
| 271 | Medicaid Matching Funds - Fee-For-Service Program   | 4932   | 30,000              |                                  |                      |                        |  |                          |                      |              |                                  |
| 272 | Other Restricted Grants Received from Federal Government through State (Describe & Itemize) | 4999   | 74,289              |                                  |                      |                        |  |                          |                      |              |                                  |
| 273 | Total Restricted Grants-In-Aid Received from Federal Govt. Thru the State                   |        | 1,689,269           | 0                                | 0                    | 0                      | 0  | 0                        | 0                    | 0            | 0                                |
| 274 | TOTAL RECEIPTS/REVENUES FROM FEDERAL SOURCES  | 4000   | 1,689,269           | 0                                | 0                    | 0                      | 0  | 0                        | 0                    | 0            | 0                                |
| 275 | TOTAL DIRECT RECEIPTS/REVENUES  |        | 11,904,325          | 1,597,937                        | 1,582,500            | 1,385,000              | 365,000  | 0                        | 51,000               | 257,200      | 100,500                          |

|    | A   | B           | C                 | D                          | E                           | F                             | G                       | H                      | I                                  | J                             | K              |
|----|---|-------------|-------------------|----------------------------|-----------------------------|-------------------------------|-------------------------|------------------------|------------------------------------|-------------------------------|----------------|
|    | Description<br>(Enter Whole Numbers Only)                           | Funct #     | (100)<br>Salaries | (200)<br>Employee Benefits | (300)<br>Purchased Services | (400)<br>Supplies & Materials | (500)<br>Capital Outlay | (600)<br>Other Objects | (700)<br>Non-Capitalized Equipment | (800)<br>Termination Benefits | (900)<br>Total |
| 1  |   |             |                   |                            |                             |                               |                         |                        |                                    |                               |                |
| 2  |   |             |                   |                            |                             |                               |                         |                        |                                    |                               |                |
| 3  | <b>10 - EDUCATIONAL FUND (ED)</b>                                   |             |                   |                            |                             |                               |                         |                        |                                    |                               |                |
| 4  | <b>INSTRUCTION (ED)</b>   | 1000        |                   |                            |                             |                               |                         |                        |                                    |                               |                |
| 5  | Regular Programs  | 1100        | 3,250,448         | 170,731                    | 66,032                      | 329,894                       | 5,707                   | 2,500                  |                                    |                               | 3,825,312      |
| 6  | Tuition Payment to Charter Schools                                  | 1115        |                   |                            |                             |                               |                         |                        |                                    |                               | 0              |
| 7  | Pre-K Programs  | 1125        |                   |                            |                             |                               |                         |                        |                                    |                               | 0              |
| 8  | Special Education Programs (Functions 1200 - 1220)                  | 1200        | 565,181           | 75,520                     | 5,000                       | 16,821                        | 1,322                   | 2,500                  |                                    |                               | 666,344        |
| 9  | Special Education Programs Pre-K                                    | 1225        |                   |                            |                             |                               |                         |                        |                                    |                               | 0              |
| 10 | Remedial and Supplemental Programs K-12                             | 1250        |                   |                            |                             |                               |                         |                        |                                    |                               | 0              |
| 11 | Remedial and Supplemental Programs Pre-K                            | 1275        |                   |                            |                             |                               |                         |                        |                                    |                               | 0              |
| 12 | Adult/Continuing Education Programs                                 | 1300        |                   |                            |                             |                               |                         |                        |                                    |                               | 0              |
| 13 | CTE Programs  | 1400        |                   |                            |                             |                               |                         |                        |                                    |                               | 0              |
| 14 | Interscholastic Programs  | 1500        | 84,000            | 10,000                     | 7,500                       | 1,000                         | 6,500                   |                        |                                    |                               | 109,000        |
| 15 | Summer School Programs  | 1600        |                   |                            |                             |                               |                         |                        |                                    |                               | 0              |
| 16 | Gifted Programs   | 1650        |                   |                            |                             |                               |                         |                        |                                    |                               | 0              |
| 17 | Driver's Education Programs   | 1700        |                   |                            |                             |                               |                         |                        |                                    |                               | 0              |
| 18 | Bilingual Programs  | 1800        |                   |                            |                             |                               |                         |                        |                                    |                               | 0              |
| 19 | Traut Alternative & Optional Programs                               | 1900        |                   |                            |                             |                               |                         |                        |                                    |                               | 0              |
| 20 | Pre-K Programs - Private Tuition                                    | 1910        |                   |                            |                             |                               |                         |                        |                                    |                               | 0              |
| 21 | Regular K-12 Programs Private Tuition                               | 1911        |                   |                            |                             |                               |                         |                        |                                    |                               | 0              |
| 22 | Special Education Programs K-12 Private Tuition                     | 1912        |                   |                            |                             |                               |                         |                        |                                    |                               | 0              |
| 23 | Special Education Programs Pre-K Tuition                            | 1913        |                   |                            |                             |                               |                         |                        |                                    |                               | 0              |
| 24 | Remedial/Supplemental Programs K-12 Private Tuition                 | 1914        |                   |                            |                             |                               |                         |                        |                                    |                               | 0              |
| 25 | Remedial/Supplemental Programs Pre-K Private Tuition                | 1915        |                   |                            |                             |                               |                         |                        |                                    |                               | 0              |
| 26 | Adult/Continuing Education Programs Private Tuition                 | 1916        |                   |                            |                             |                               |                         |                        |                                    |                               | 0              |
| 27 | CTE Programs Private Tuition  | 1917        |                   |                            |                             |                               |                         |                        |                                    |                               | 0              |
| 28 | Interscholastic Programs Private Tuition                            | 1918        |                   |                            |                             |                               |                         |                        |                                    |                               | 0              |
| 29 | Summer School Programs Private Tuition                              | 1919        |                   |                            |                             |                               |                         |                        |                                    |                               | 0              |
| 30 | Gifted Programs Private Tuition                                     | 1920        |                   |                            |                             |                               |                         |                        |                                    |                               | 0              |
| 31 | Bilingual Programs Private Tuition                                  | 1921        |                   |                            |                             |                               |                         |                        |                                    |                               | 0              |
| 32 | Traut Alternative/Optional Ed Programs Private Tuition              | 1922        |                   |                            |                             |                               |                         |                        |                                    |                               | 0              |
| 33 | Total Instruction <sup>14</sup>                                     | 1000        | 3,899,629         | 256,251                    | 78,532                      | 347,715                       | 13,529                  | 5,000                  | 0                                  | 0                             | 4,600,656      |
| 34 | <b>SUPPORT SERVICES (ED)</b>  | 2000        |                   |                            |                             |                               |                         |                        |                                    |                               |                |
| 35 | Support Services - Pupil  |             |                   |                            |                             |                               |                         |                        |                                    |                               |                |
| 36 | Attendance & Social Work Services                                   | 2110        | 100,600           | 7,500                      | 500                         | 500                           |                         |                        |                                    |                               | 108,100        |
| 37 | Guidance Services   | 2120        |                   |                            |                             |                               |                         |                        |                                    |                               | 1,000          |
| 38 | Health Services   | 2130        | 139,578           | 6,500                      | 73,000                      | 2,000                         |                         |                        |                                    |                               | 221,078        |
| 39 | Psychological Services  | 2140        | 54,000            | 2,000                      | 2,000                       | 4,500                         |                         |                        |                                    |                               | 62,500         |
| 40 | Speech Pathology & Audiology Services                               | 2150        | 108,000           | 12,500                     | 45,000                      | 4,927                         |                         |                        |                                    |                               | 170,427        |
| 41 | Other Support Services - Pupils (Describe & Itemize)                | 2190        | 96,000            | 5,000                      | 3,000                       |                               |                         |                        |                                    |                               | 104,000        |
| 42 | Total Support Services - Pupil                                      | 2100        | 498,178           | 33,500                     | 123,500                     | 11,927                        | 0                       | 0                      | 0                                  | 0                             | 667,105        |
| 43 | Support Services - Instructional Staff                              |             |                   |                            |                             |                               |                         |                        |                                    |                               |                |
| 44 | Improvement of Instruction Services                                 | 2210        | 157,858           | 49,279                     | 404,509                     | 28,920                        |                         |                        |                                    |                               | 640,566        |
| 45 | Educational Media Services  | 2220        | 216,550           | 16,974                     | 99,155                      | 224,728                       | 18,550                  |                        |                                    |                               | 575,957        |
| 46 | Assessment & Testing  | 2230        | 254,513           | 27,000                     | 69,143                      | 3,500                         |                         | 2,000                  |                                    |                               | 356,156        |
| 47 | Total Support Services - Instructional Staff                        | 2200        | 628,921           | 93,253                     | 572,807                     | 257,148                       | 18,550                  | 2,000                  | 0                                  | 0                             | 1,572,679      |
| 48 | Support Services - General Administration                           |             |                   |                            |                             |                               |                         |                        |                                    |                               |                |
| 49 | Board of Education Services   | 2310        | 10,000            | 781,425                    | 169,000                     | 18,000                        |                         | 12,500                 |                                    |                               | 990,925        |
| 50 | Executive Administration Services                                   | 2320        | 459,600           | 36,000                     | 5,000                       | 5,000                         |                         | 20,000                 |                                    |                               | 520,600        |
| 51 | Special Area Administration Services                                | 2330        | 171,444           | 20,488                     | 3,000                       |                               |                         |                        |                                    |                               | 194,932        |
| 52 | Tort Immunity Services  | 2360 - 2370 |                   |                            |                             |                               |                         |                        |                                    |                               | 0              |
| 53 | Total Support Services - General Administration                     | 2300        | 641,044           | 837,913                    | 169,000                     | 26,000                        | 0                       | 32,500                 | 0                                  | 0                             | 1,706,457      |
| 54 | Support Services - School Administration                            |             |                   |                            |                             |                               |                         |                        |                                    |                               |                |
| 55 | Office of the Principal Services                                    | 2410        | 661,760           | 76,239                     |                             | 13,000                        |                         | 1,000                  |                                    |                               | 751,999        |
| 56 | Other Support Services - School Administration (Describe & Itemize) | 2490        |                   |                            |                             |                               |                         |                        |                                    |                               | 0              |
| 57 | Total Support Services - School Administration                      | 2400        | 661,760           | 76,239                     | 0                           | 13,000                        | 0                       | 1,000                  | 0                                  | 0                             | 751,999        |
| 58 | Support Services - Business   |             |                   |                            |                             |                               |                         |                        |                                    |                               |                |
| 59 | Direction of Business Support Services                              | 2510        | 110,000           | 12,700                     | 105,500                     | 5,000                         |                         | 2,000                  |                                    |                               | 235,200        |
| 60 | Fiscal Services   | 2520        |                   |                            |                             |                               |                         |                        |                                    |                               | 0              |

ESTIMATED DISBURSEMENTS/EXPENDITURES

|     | A   | B           | C                 | D                          | E                           | F                             | G                       | H                      | I                                  | J                             | K                |
|-----|---|-------------|-------------------|----------------------------|-----------------------------|-------------------------------|-------------------------|------------------------|------------------------------------|-------------------------------|------------------|
|     | Description<br>(Enter Whole Numbers Only)                                 | Funct #     | (100)<br>Salaries | (200)<br>Employee Benefits | (300)<br>Purchased Services | (400)<br>Supplies & Materials | (500)<br>Capital Outlay | (600)<br>Other Objects | (700)<br>Non-Capitalized Equipment | (800)<br>Termination Benefits | (900)<br>Total   |
| 1   |   |             |                   |                            |                             |                               |                         |                        |                                    |                               |                  |
| 2   |   |             |                   |                            |                             |                               |                         |                        |                                    |                               |                  |
| 61  | Operation & Maintenance of Plant Services                                 | 2540        |                   |                            |                             |                               |                         |                        |                                    |                               | 0                |
| 62  | Pupil Transportation Services   | 2550        |                   |                            | 8,500                       |                               |                         |                        |                                    |                               | 8,500            |
| 63  | Food Services   | 2560        | 50,000            | 4,500                      | 517,000                     | 8,732                         |                         |                        |                                    |                               | 580,232          |
| 64  | Internal Services   | 2570        |                   |                            |                             |                               |                         |                        |                                    |                               | 0                |
| 65  | <b>Total Support Services - Business</b>                                  | <b>2500</b> | <b>160,000</b>    | <b>17,200</b>              | <b>631,000</b>              | <b>13,732</b>                 | <b>0</b>                | <b>2,000</b>           | <b>0</b>                           | <b>0</b>                      | <b>823,932</b>   |
| 66  | <b>Support Services - Central</b>   |             |                   |                            |                             |                               |                         |                        |                                    |                               |                  |
| 67  | Direction of Central Support Services                                     | 2610        |                   |                            |                             |                               |                         |                        |                                    |                               | 0                |
| 68  | Planning, Research, Development & Evaluation Services                     | 2620        |                   |                            | 3,300                       |                               |                         |                        |                                    |                               | 3,300            |
| 69  | Information Services  | 2630        |                   |                            |                             |                               |                         |                        |                                    |                               | 0                |
| 70  | Staff Services  | 2640        | 115,337           | 2,786                      |                             | 3,000                         |                         |                        |                                    |                               | 121,123          |
| 71  | Data Processing Services  | 2660        |                   |                            | 9,915                       |                               |                         |                        |                                    |                               | 9,915            |
| 72  | <b>Total Support Services - Central</b>                                   | <b>2600</b> | <b>115,337</b>    | <b>2,786</b>               | <b>13,215</b>               | <b>3,000</b>                  | <b>0</b>                | <b>0</b>               | <b>0</b>                           | <b>0</b>                      | <b>134,338</b>   |
| 73  | <b>Other Support Services (Describe &amp; Itemize)</b>                    | <b>2900</b> |                   |                            |                             |                               |                         |                        |                                    |                               |                  |
| 74  | <b>Total Support Services</b>   | <b>2000</b> | <b>2,705,240</b>  | <b>1,060,891</b>           | <b>1,509,522</b>            | <b>326,307</b>                | <b>18,550</b>           | <b>37,500</b>          | <b>0</b>                           | <b>0</b>                      | <b>5,658,010</b> |
| 75  | <b>COMMUNITY SERVICES (ED)</b>  | <b>3000</b> |                   |                            |                             |                               |                         |                        |                                    |                               | <b>23,629</b>    |
| 76  | <b>PAYMENTS TO OTHER DIST &amp; GOVT UNITS (ED)</b>                       | <b>4000</b> |                   |                            |                             |                               |                         |                        |                                    |                               |                  |
| 77  | Payments to Other Dist & Govt Units (In-State)                            | 4100        |                   |                            |                             |                               |                         |                        |                                    |                               | 0                |
| 78  | Payments for Regular Programs   | 4120        |                   |                            |                             |                               |                         | 1,700,000              |                                    |                               | 1,700,000        |
| 79  | Payments for Special Education Programs                                   | 4130        |                   |                            |                             |                               |                         |                        |                                    |                               | 0                |
| 80  | Payments for Adult/Continuing Education Programs                          | 4140        |                   |                            |                             |                               |                         |                        |                                    |                               | 0                |
| 81  | Payments for CTE Programs   | 4170        |                   |                            |                             |                               |                         |                        |                                    |                               | 0                |
| 82  | Payments for Community College Programs                                   | 4190        |                   |                            |                             |                               |                         |                        |                                    |                               | 0                |
| 83  | Other Payments to In-State Govt Units (Describe & Itemize)                | 4100        |                   |                            | 0                           |                               |                         | 56,944                 |                                    |                               | 56,944           |
| 84  | <b>Total Payments to Other Dist &amp; Govt Units (In-State)</b>           | <b>4200</b> |                   |                            |                             |                               |                         | <b>1,756,944</b>       |                                    |                               | <b>1,756,944</b> |
| 85  | Payments for Regular Programs - Tuition                                   | 4220        |                   |                            |                             |                               |                         |                        |                                    |                               | 0                |
| 86  | Payments for Special Education Programs - Tuition                         | 4230        |                   |                            |                             |                               |                         |                        |                                    |                               | 0                |
| 87  | Payments for Adult/Continuing Education Programs - Tuition                | 4240        |                   |                            |                             |                               |                         |                        |                                    |                               | 0                |
| 88  | Payments for CTE Programs - Tuition                                       | 4270        |                   |                            |                             |                               |                         |                        |                                    |                               | 0                |
| 89  | Payments for Community College Programs - Tuition                         | 4280        |                   |                            |                             |                               |                         |                        |                                    |                               | 0                |
| 90  | Payments for Other Programs - Tuition                                     | 4290        |                   |                            |                             |                               |                         |                        |                                    |                               | 0                |
| 91  | Other Payments to In-State Govt Units (Describe & Itemize)                | 4200        |                   |                            |                             |                               |                         | 0                      |                                    |                               | 0                |
| 92  | <b>Total Payments to Other Dist &amp; Govt Units - Tuition (In State)</b> | <b>4300</b> |                   |                            |                             |                               |                         | <b>0</b>               |                                    |                               | <b>0</b>         |
| 93  | Payments for Regular Programs - Transfers                                 | 4320        |                   |                            |                             |                               |                         |                        |                                    |                               | 0                |
| 94  | Payments for Special Education Programs - Transfers                       | 4330        |                   |                            |                             |                               |                         |                        |                                    |                               | 0                |
| 95  | Payments for Adult/Continuing Ed Programs - Transfers                     | 4340        |                   |                            |                             |                               |                         |                        |                                    |                               | 0                |
| 96  | Payments for CTE Programs - Transfers                                     | 4370        |                   |                            |                             |                               |                         |                        |                                    |                               | 0                |
| 97  | Payments for Community College Program - Transfers                        | 4380        |                   |                            |                             |                               |                         |                        |                                    |                               | 0                |
| 98  | Payments for Other Programs - Transfers                                   | 4390        |                   |                            |                             |                               |                         |                        |                                    |                               | 0                |
| 99  | Other Payments to In-State Govt Units - Transfers (Describe & Itemize)    | 4300        |                   |                            |                             |                               |                         |                        |                                    |                               | 0                |
| 100 | <b>Total Payments to Other Dist &amp; Govt Units-Transfers (In State)</b> | <b>4400</b> |                   |                            |                             |                               |                         | <b>0</b>               |                                    |                               | <b>0</b>         |
| 101 | Payments to Other Dist & Govt Units (Out of State)                        | 4000        |                   |                            |                             |                               |                         |                        |                                    |                               | 0                |
| 102 | <b>Total Payments to Other Dist &amp; Govt Units</b>                      | <b>5000</b> |                   |                            |                             |                               |                         | <b>1,756,944</b>       |                                    |                               | <b>1,756,944</b> |
| 103 | <b>DEBT SERVICE (ED)</b>  |             |                   |                            |                             |                               |                         |                        |                                    |                               |                  |
| 104 | Debt Service - Interest on Short-Term Debt                                | 5110        |                   |                            |                             |                               |                         |                        |                                    |                               | 0                |
| 105 | Tax Anticipation Warrants   | 5120        |                   |                            |                             |                               |                         |                        |                                    |                               | 0                |
| 106 | Tax Anticipation Notes  | 5130        |                   |                            |                             |                               |                         |                        |                                    |                               | 0                |
| 107 | Corporate Personal Property Repl Tax Anticipated Notes                    | 5140        |                   |                            |                             |                               |                         |                        |                                    |                               | 0                |
| 108 | State Aid Anticipation Certificates                                       | 5150        |                   |                            |                             |                               |                         |                        |                                    |                               | 0                |
| 109 | Other Interest on Short-Term Debt (Describe & Itemize)                    | 5100        |                   |                            |                             |                               |                         |                        |                                    |                               | 0                |
| 110 | <b>Total Debt Service - Interest on Short-Term Debt</b>                   | <b>5200</b> |                   |                            |                             |                               |                         |                        |                                    |                               | <b>0</b>         |
| 111 | Debt Service - Interest on Long-Term Debt                                 | 5000        |                   |                            |                             |                               |                         |                        |                                    |                               | 0                |
| 112 | <b>Total Debt Service</b>   | <b>6000</b> |                   |                            |                             |                               |                         |                        |                                    |                               | <b>0</b>         |
| 113 | <b>PROVISION FOR CONTINGENCIES (ED)</b>                                   |             |                   |                            |                             |                               |                         |                        |                                    |                               |                  |
| 114 | Total Direct Disbursements/Expenditures                                   |             | 6,604,869         | 1,317,142                  | 1,601,273                   | 684,432                       | 32,079                  | 1,799,444              | 0                                  | 0                             | 12,039,239       |
| 115 | Excess (Deficiency) of Receipts/Revenues Over Disbursements/Expenditures  |             |                   |                            |                             |                               |                         |                        |                                    |                               | (134,914)        |

ESTIMATED DISBURSEMENTS/EXPENDITURES

|     | A  | B       | C                 | D                          | E                           | F                             | G                       | H                      | I                                  | J                             | K              |
|-----|--|---------|-------------------|----------------------------|-----------------------------|-------------------------------|-------------------------|------------------------|------------------------------------|-------------------------------|----------------|
|     | Description<br>(Enter Whole Numbers Only)                                | Funct # | (100)<br>Salaries | (200)<br>Employee Benefits | (300)<br>Purchased Services | (400)<br>Supplies & Materials | (500)<br>Capital Outlay | (600)<br>Other Objects | (700)<br>Non-Capitalized Equipment | (800)<br>Termination Benefits | (900)<br>Total |
| 1   |  |         |                   |                            |                             |                               |                         |                        |                                    |                               |                |
| 2   |  |         |                   |                            |                             |                               |                         |                        |                                    |                               |                |
| 117 | <b>20 - OPERATIONS AND MAINTENANCE FUND (O&amp;M)</b>                    |         |                   |                            |                             |                               |                         |                        |                                    |                               |                |
| 118 | <b>SUPPORT SERVICES (O&amp;M)</b>  |         |                   |                            |                             |                               |                         |                        |                                    |                               |                |
| 119 | Support Services - Pupil   | 2000    |                   |                            |                             |                               |                         |                        |                                    |                               |                |
| 120 | Other Support Services - Pupils (Describe & Itemize)                     | 2190    |                   |                            |                             |                               |                         |                        |                                    |                               | 0              |
| 121 | Support Services - Business  | 2510    |                   |                            |                             |                               |                         |                        |                                    |                               | 0              |
| 122 | Direction of Business Support Services                                   | 2530    |                   |                            |                             |                               |                         |                        |                                    |                               | 0              |
| 123 | Facilities Acquisition & Construction Services                           | 2540    | 408,500           | 77,000                     | 699,800                     | 323,000                       | 50,000                  |                        |                                    |                               | 50,000         |
| 124 | Operation & Maintenance of Plant Services                                | 2550    |                   |                            |                             |                               | 15,000                  |                        |                                    |                               | 1,523,300      |
| 125 | Pupil Transportation Services  | 2560    |                   |                            |                             |                               |                         |                        |                                    |                               | 0              |
| 126 | Food Services  | 2570    |                   |                            |                             |                               |                         |                        |                                    |                               | 0              |
| 127 | Total Support Services - Business  | 2500    | 408,500           | 77,000                     | 699,800                     | 323,000                       | 65,000                  | 0                      | 0                                  | 0                             | 1,573,300      |
| 128 | Other Support Services (Describe & Itemize)                              | 2580    |                   |                            |                             |                               |                         |                        |                                    |                               | 0              |
| 129 | Total Support Services   | 2000    | 408,500           | 77,000                     | 699,800                     | 323,000                       | 65,000                  | 0                      | 0                                  | 0                             | 1,573,300      |
| 130 | <b>COMMUNITY SERVICES (O&amp;M)</b>                                      | 3000    |                   |                            |                             |                               |                         |                        |                                    |                               | 0              |
| 131 | <b>PAYMENTS TO OTHER DIST &amp; GOVT UNITS (O&amp;M)</b>                 | 4000    |                   |                            |                             |                               |                         |                        |                                    |                               | 0              |
| 132 | Payments to Other Dist & Govt Units (In-State)                           | 4110    |                   |                            |                             |                               |                         |                        |                                    |                               | 0              |
| 133 | Payments for Regular Programs  | 4120    |                   |                            |                             |                               |                         |                        |                                    |                               | 0              |
| 134 | Payments for Special Education Programs                                  | 4140    |                   |                            |                             |                               |                         |                        |                                    |                               | 0              |
| 135 | Payments for CTE Program   | 4190    |                   |                            |                             |                               |                         |                        |                                    |                               | 0              |
| 136 | Other Payments to In-State Govt Units (Describe & Itemize)               | 4100    |                   |                            | 0                           |                               |                         |                        |                                    |                               | 0              |
| 137 | Total Payments to Other Dist & Govt Units (In-State)                     | 4400    |                   |                            | 0                           |                               |                         |                        |                                    |                               | 0              |
| 138 | Payments to Other Dist & Govt Units (Out of State)                       | 4400    |                   |                            |                             |                               |                         |                        |                                    |                               | 0              |
| 139 | Total Payments to Other Dist & Govt Unit                                 | 4000    |                   |                            | 0                           |                               |                         |                        |                                    |                               | 0              |
| 140 | <b>DEBT SERVICE (O&amp;M)</b>  | 5000    |                   |                            |                             |                               |                         |                        |                                    |                               | 0              |
| 141 | Debt Service - Interest on Short-Term Debt                               | 5110    |                   |                            |                             |                               |                         |                        |                                    |                               | 0              |
| 142 | Tax Anticipation Warrants  | 5120    |                   |                            |                             |                               |                         |                        |                                    |                               | 0              |
| 143 | Tax Anticipation Notes   | 5130    |                   |                            |                             |                               |                         |                        |                                    |                               | 0              |
| 144 | Corporate Personal Prop Repl Tax Anticipated Notes                       | 5140    |                   |                            |                             |                               |                         |                        |                                    |                               | 0              |
| 145 | State Aid Anticipation Certificates                                      | 5150    |                   |                            |                             |                               |                         |                        |                                    |                               | 0              |
| 146 | Other Interest on Short-Term Debt (Describe & Itemize)                   | 5100    |                   |                            |                             |                               |                         |                        |                                    |                               | 0              |
| 147 | Total Debt Service - Interest on Short-Term Debt                         | 5200    |                   |                            |                             |                               |                         |                        |                                    |                               | 0              |
| 148 | Debt Service - Interest on Long-Term Debt                                | 5000    |                   |                            |                             |                               |                         |                        |                                    |                               | 0              |
| 149 | Total Debt Service   | 5000    |                   |                            |                             |                               |                         |                        |                                    |                               | 0              |
| 150 | <b>PROVISION FOR CONTINGENCIES (O&amp;M)</b>                             | 6000    |                   |                            |                             |                               |                         |                        |                                    |                               | 0              |
| 151 | Total Direct Disbursements/Expenditures                                  |         | 408,500           | 77,000                     | 699,800                     | 323,000                       | 65,000                  | 0                      | 0                                  | 0                             | 1,573,300      |
| 152 | Excess (Deficiency) of Receipts/Revenues Over Disbursements/Expenditures |         |                   |                            |                             |                               |                         |                        |                                    |                               | 24,637         |
| 153 |  |         |                   |                            |                             |                               |                         |                        |                                    |                               |                |
| 154 | <b>30 - DEBT SERVICE FUND (DS)</b>                                       |         |                   |                            |                             |                               |                         |                        |                                    |                               |                |
| 155 | <b>PAYMENTS TO OTHER DIST &amp; GOVT UNITS (DS)</b>                      | 4000    |                   |                            |                             |                               |                         |                        |                                    |                               | 0              |
| 156 | Payments to Other Dist & Govt Units (In-State)                           | 4110    |                   |                            |                             |                               |                         |                        |                                    |                               | 0              |
| 157 | Payments for Regular Programs  | 4120    |                   |                            |                             |                               |                         |                        |                                    |                               | 0              |
| 158 | Payments for Special Education Programs                                  | 4190    |                   |                            |                             |                               |                         |                        |                                    |                               | 0              |
| 159 | Other Payments to In-State Govt Units (Describe & Itemize)               | 4100    |                   |                            |                             |                               |                         |                        |                                    |                               | 0              |
| 160 | Total Payments to Other Dist & Govt Units (In-State)                     | 5000    |                   |                            |                             |                               |                         |                        |                                    |                               | 0              |
| 161 | <b>DEBT SERVICE (DS)</b>   | 5000    |                   |                            |                             |                               |                         |                        |                                    |                               | 0              |
| 162 | Debt Service - Interest on Short-Term Debt                               | 5110    |                   |                            |                             |                               |                         |                        |                                    |                               | 0              |
| 163 | Tax Anticipation Warrants  | 5120    |                   |                            |                             |                               |                         |                        |                                    |                               | 0              |
| 164 | Tax Anticipation Notes   | 5130    |                   |                            |                             |                               |                         |                        |                                    |                               | 0              |
| 165 | Corporate Personal Prop Repl Tax Anticipation Notes                      | 5140    |                   |                            |                             |                               |                         |                        |                                    |                               | 0              |
| 166 | State Aid Anticipation Certificates                                      | 5150    |                   |                            |                             |                               |                         |                        |                                    |                               | 0              |
| 167 | Other Interest on Short-Term Debt (Describe & Itemize)                   | 5100    |                   |                            |                             |                               |                         |                        |                                    |                               | 0              |
| 168 | Total Debt Service - Interest On Short-Term Debt                         | 5100    |                   |                            |                             |                               |                         |                        |                                    |                               | 0              |

ESTIMATED DISBURSEMENTS/EXPENDITURES

|     | A  | B           | C                 | D                          | E                           | F                             | G                       | H                      | I                                  | J                             | K              |
|-----|--|-------------|-------------------|----------------------------|-----------------------------|-------------------------------|-------------------------|------------------------|------------------------------------|-------------------------------|----------------|
|     | Description<br>(Enter Whole Numbers Only)  | Funct #     | (100)<br>Salaries | (200)<br>Employee Benefits | (300)<br>Purchased Services | (400)<br>Supplies & Materials | (500)<br>Capital Outlay | (600)<br>Other Objects | (700)<br>Non-Capitalized Equipment | (800)<br>Termination Benefits | (900)<br>Total |
| 1   |  |             |                   |                            |                             |                               |                         |                        |                                    |                               |                |
| 2   |  |             |                   |                            |                             |                               |                         |                        |                                    |                               |                |
| 169 | Debt Service - Interest on Long-Term Debt  | 5200        |                   |                            |                             |                               |                         | 140,000                |                                    |                               | 140,000        |
| 170 | Debt Service - Payments of Principal on Long-Term Debt <sup>15</sup><br>(Lease/Purchase Principal Retired) | 5300        |                   |                            |                             |                               |                         | 1,400,000              |                                    |                               | 1,400,000      |
| 171 | Debt Service Other (Describe & Itemize)  | 5400        |                   |                            | 2,000                       |                               |                         |                        |                                    |                               | 2,000          |
| 172 | Total Debt Service   | 5000        |                   |                            | 2,000                       |                               |                         | 1,540,000              |                                    |                               | 1,542,000      |
| 173 | PROVISION FOR CONTINGENCIES (DS)   |             |                   |                            |                             |                               |                         |                        |                                    |                               | 0              |
| 174 | Total Direct Disbursements/Expenditures  | 6000        |                   |                            | 2,000                       |                               |                         | 1,540,000              |                                    |                               | 1,542,000      |
| 175 | Excess (Deficiency) of Receipts/Revenues Over Disbursements/Expenditures                                   |             |                   |                            |                             |                               |                         |                        |                                    |                               | 40,500         |
| 176 |  |             |                   |                            |                             |                               |                         |                        |                                    |                               |                |
| 177 | <b>177 40 - TRANSPORTATION FUND (TR)</b>   | <b>2000</b> |                   |                            |                             |                               |                         |                        |                                    |                               |                |
| 178 | SUPPORT SERVICES (TR)  |             |                   |                            |                             |                               |                         |                        |                                    |                               |                |
| 179 | Support Services - Pupils  |             |                   |                            |                             |                               |                         |                        |                                    |                               |                |
| 180 | Other Support Services - Pupils (Describe & Itemize)   | 2190        |                   |                            |                             |                               |                         |                        |                                    |                               | 0              |
| 181 | Support Services - Business  |             |                   |                            | 927,920                     |                               |                         |                        |                                    |                               | 927,920        |
| 182 | Pupil Transportation Services  | 2550        |                   |                            |                             |                               |                         |                        |                                    |                               | 0              |
| 183 | Other Support Services (Describe & Itemize)  | 2900        |                   |                            |                             |                               |                         |                        |                                    |                               | 0              |
| 184 | Total Support Services   | 2000        | 0                 | 0                          | 927,920                     | 0                             | 0                       | 0                      | 0                                  | 0                             | 927,920        |
| 185 | COMMUNITY SERVICES (TR)  | 3000        |                   |                            |                             |                               |                         |                        |                                    |                               | 0              |
| 186 | PAYMENTS TO OTHER DIST & GOVT UNITS (TR)   | 4000        |                   |                            |                             |                               |                         |                        |                                    |                               | 0              |
| 187 | Payments to Other Dist & Govt Units (In-State)   |             |                   |                            |                             |                               |                         |                        |                                    |                               | 0              |
| 188 | Payments for Regular Program   | 4110        |                   |                            |                             |                               |                         |                        |                                    |                               | 0              |
| 189 | Payments for Special Education Programs  | 4120        |                   |                            |                             |                               |                         |                        |                                    |                               | 0              |
| 190 | Payments for Adult/Continuing Education Programs   | 4130        |                   |                            |                             |                               |                         |                        |                                    |                               | 0              |
| 191 | Payments for CTE Programs  | 4140        |                   |                            |                             |                               |                         |                        |                                    |                               | 0              |
| 192 | Payments for Community College Programs  | 4170        |                   |                            |                             |                               |                         |                        |                                    |                               | 0              |
| 193 | Other Payments to In-State Govt Units (Describe & Itemize)   | 4190        |                   |                            |                             |                               |                         |                        |                                    |                               | 0              |
| 194 | Total Payments to Other Dist & Govt Units (In-State)   | 4100        |                   |                            | 0                           |                               |                         | 0                      |                                    |                               | 0              |
| 195 | Payments to Other Dist & Govt Units (Out-of-State)<br>(Describe & Itemize)                                 | 4400        |                   |                            |                             |                               |                         |                        |                                    |                               | 0              |
| 196 | Total Payments to Other Dist & Govt Units  | 4000        |                   |                            | 0                           |                               |                         | 0                      |                                    |                               | 0              |
| 197 | DEBT SERVICE (TR)  | 5000        |                   |                            |                             |                               |                         |                        |                                    |                               | 0              |
| 198 | Debt Service - Interest on Short-Term Debt   |             |                   |                            |                             |                               |                         |                        |                                    |                               | 0              |
| 199 | Tax Anticipation Warrants  | 5110        |                   |                            |                             |                               |                         |                        |                                    |                               | 0              |
| 200 | Tax Anticipation Notes   | 5120        |                   |                            |                             |                               |                         |                        |                                    |                               | 0              |
| 201 | Corporate Personal Prop Repl Tax Anticipation Notes  | 5130        |                   |                            |                             |                               |                         |                        |                                    |                               | 0              |
| 202 | State Aid Anticipation Certificates  | 5140        |                   |                            |                             |                               |                         |                        |                                    |                               | 0              |
| 203 | Other Interest on Short-Term Debt (Describe and Itemize)   | 5150        |                   |                            |                             |                               |                         |                        |                                    |                               | 0              |
| 204 | Total Debt Service - Interest on Short-Term Debt   | 5100        |                   |                            |                             |                               |                         | 0                      |                                    |                               | 0              |
| 205 | Debt Service - Interest on Long-Term Debt  | 5200        |                   |                            |                             |                               |                         |                        |                                    |                               | 0              |
| 206 | Debt Service - Payments of Principal on Long-Term Debt <sup>15</sup><br>(Lease/Purchase Principal Retired) | 5300        |                   |                            |                             |                               |                         |                        |                                    |                               | 0              |
| 207 | Debt Service - Other (Describe and Itemize)  | 5400        |                   |                            |                             |                               |                         |                        |                                    |                               | 0              |
| 208 | Total Debt Service   | 5000        |                   |                            |                             |                               |                         | 0                      |                                    |                               | 0              |
| 209 | PROVISION FOR CONTINGENCIES (TR)   |             |                   |                            |                             |                               |                         |                        |                                    |                               | 0              |
| 210 | Total Direct Disbursements/Expenditures  | 6000        | 0                 | 0                          | 927,920                     | 0                             | 0                       | 0                      | 0                                  | 0                             | 927,920        |
| 211 | Excess (Deficiency) of Receipts/Revenues Over Disbursements/Expenditures                                   |             |                   |                            |                             |                               |                         |                        |                                    |                               | 457,080        |
| 212 |  |             |                   |                            |                             |                               |                         |                        |                                    |                               |                |
| 213 | <b>50 - MUNICIPAL RETIREMENT/SOC SEC FUND (MR/SS)</b>  |             |                   |                            |                             |                               |                         |                        |                                    |                               |                |
| 214 | INSTRUCTION (MR/SS)  | 1000        |                   |                            |                             |                               |                         |                        |                                    |                               |                |
| 215 | Regular Program  | 1100        |                   |                            |                             |                               |                         |                        |                                    |                               | 79,480         |
| 216 | Pre-K Programs   | 1125        |                   |                            |                             |                               |                         |                        |                                    |                               | 0              |
| 217 | Special Education Programs (Functions 1200-1220)   | 1200        |                   |                            |                             |                               |                         |                        |                                    |                               | 29,908         |
| 218 | Special Education Programs Pre-K   | 1225        |                   |                            |                             |                               |                         |                        |                                    |                               | 0              |
| 219 | Remedial and Supplemental Programs K-12  | 1250        |                   |                            |                             |                               |                         |                        |                                    |                               | 0              |
| 220 | Remedial and Supplemental Programs Pre-K   | 1275        |                   |                            |                             |                               |                         |                        |                                    |                               | 0              |
| 221 | Adult/Continuing Education Programs  | 1300        |                   |                            |                             |                               |                         |                        |                                    |                               | 0              |

ESTIMATED DISBURSEMENTS/EXPENDITURES

|     | A   | B           | C                 | D                          | E                           | F                             | G                       | H                      | I                                  | J                             | K              |
|-----|---|-------------|-------------------|----------------------------|-----------------------------|-------------------------------|-------------------------|------------------------|------------------------------------|-------------------------------|----------------|
|     | Description<br>(Enter Whole Numbers Only)   | Funct #     | (100)<br>Salaries | (200)<br>Employee Benefits | (300)<br>Purchased Services | (400)<br>Supplies & Materials | (500)<br>Capital Outlay | (600)<br>Other Objects | (700)<br>Non-Capitalized Equipment | (800)<br>Termination Benefits | (900)<br>Total |
| 1   |   |             |                   |                            |                             |                               |                         |                        |                                    |                               |                |
| 2   |   |             |                   |                            |                             |                               |                         |                        |                                    |                               |                |
| 222 | CTE Programs  | 1400        |                   |                            |                             |                               |                         |                        |                                    |                               | 0              |
| 223 | Interscholastic Programs  | 1500        |                   | 7,000                      |                             |                               |                         |                        |                                    |                               | 7,000          |
| 224 | Summer School Programs  | 1600        |                   |                            |                             |                               |                         |                        |                                    |                               | 0              |
| 225 | Gifted Programs   | 1650        |                   |                            |                             |                               |                         |                        |                                    |                               | 0              |
| 226 | Driver's Education Programs   | 1700        |                   |                            |                             |                               |                         |                        |                                    |                               | 0              |
| 227 | Bilingual Programs  | 1800        |                   |                            |                             |                               |                         |                        |                                    |                               | 0              |
| 228 | Traumat Alternative & Optional Programs   | 1900        |                   |                            |                             |                               |                         |                        |                                    |                               | 0              |
| 229 | Total Instruction   | 1000        |                   | 116,388                    |                             |                               |                         |                        |                                    |                               | 116,388        |
| 230 | <b>SUPPORT SERVICES (MR/SS)</b>   | <b>2000</b> |                   |                            |                             |                               |                         |                        |                                    |                               |                |
| 231 | Support Services - Pupil  |             |                   |                            |                             |                               |                         |                        |                                    |                               |                |
| 232 | Attendance & Social Work Services   | 2110        |                   | 1,350                      |                             |                               |                         |                        |                                    |                               | 1,350          |
| 233 | Guidance Services   | 2120        |                   |                            |                             |                               |                         |                        |                                    |                               | 0              |
| 234 | Health Services   | 2130        |                   | 7,250                      |                             |                               |                         |                        |                                    |                               | 7,250          |
| 235 | Psychological Services  | 2140        |                   |                            |                             |                               |                         |                        |                                    |                               | 0              |
| 236 | Speech Pathology & Audiology Services   | 2150        |                   | 1,000                      |                             |                               |                         |                        |                                    |                               | 1,000          |
| 237 | Other Support Services - Pupils (Describe & Itemize)                                    | 2190        |                   | 14,000                     |                             |                               |                         |                        |                                    |                               | 14,000         |
| 238 | Total Support Services - Pupil  | 2100        |                   | 23,600                     |                             |                               |                         |                        |                                    |                               | 23,600         |
| 239 | Support Services - Instructional Staff  |             |                   |                            |                             |                               |                         |                        |                                    |                               |                |
| 240 | Improvement of Instruction Services   | 2210        |                   | 2,518                      |                             |                               |                         |                        |                                    |                               | 2,518          |
| 241 | Educational Media Services  | 2220        |                   | 44,577                     |                             |                               |                         |                        |                                    |                               | 44,577         |
| 242 | Assessment & Testing  | 2230        |                   | 6,750                      |                             |                               |                         |                        |                                    |                               | 6,750          |
| 243 | Total Support Services - Instructional Staff  | 2200        |                   | 53,845                     |                             |                               |                         |                        |                                    |                               | 53,845         |
| 244 | Support Services - General Administration   |             |                   |                            |                             |                               |                         |                        |                                    |                               |                |
| 245 | Board of Education Services   | 2310        |                   | 3,500                      |                             |                               |                         |                        |                                    |                               | 3,500          |
| 246 | Executive Administration Services   | 2320        |                   | 36,000                     |                             |                               |                         |                        |                                    |                               | 36,000         |
| 247 | Special Area Administrative Services  | 2330        |                   | 12,759                     |                             |                               |                         |                        |                                    |                               | 12,759         |
| 248 | Claims Paid from Self Insurance Fund  | 2361        |                   |                            |                             |                               |                         |                        |                                    |                               | 0              |
| 249 | Workers' Compensation or Workers' Occupation Disease Acts Payments                      | 2362        |                   |                            |                             |                               |                         |                        |                                    |                               | 0              |
| 250 | Unemployment Insurance Payments   | 2363        |                   |                            |                             |                               |                         |                        |                                    |                               | 0              |
| 251 | Insurance Payments (regular or self-insurance)  | 2364        |                   |                            |                             |                               |                         |                        |                                    |                               | 0              |
| 252 | Risk Management and Claims Services Payments  | 2365        |                   |                            |                             |                               |                         |                        |                                    |                               | 0              |
| 253 | Judgment and Settlements  | 2366        |                   |                            |                             |                               |                         |                        |                                    |                               | 0              |
| 254 | Educational, Inspectional, Supervisory Services Related to Loss Prevention or Reduction | 2367        |                   |                            |                             |                               |                         |                        |                                    |                               | 0              |
| 255 | Reciprocal Insurance Payments   | 2368        |                   |                            |                             |                               |                         |                        |                                    |                               | 0              |
| 256 | Legal Service   | 2369        |                   |                            |                             |                               |                         |                        |                                    |                               | 0              |
| 257 | Total Support Services - General Administration   | 2300        |                   | 52,259                     |                             |                               |                         |                        |                                    |                               | 52,259         |
| 258 | Support Services - School Administration  |             |                   |                            |                             |                               |                         |                        |                                    |                               |                |
| 259 | Office of the Principal Services  | 2410        |                   | 18,500                     |                             |                               |                         |                        |                                    |                               | 18,500         |
| 260 | Other Support Services - School Administration (Describe & Itemize)                     | 2490        |                   |                            |                             |                               |                         |                        |                                    |                               | 0              |
| 261 | Total Support Services - School Administration  | 2400        |                   | 18,500                     |                             |                               |                         |                        |                                    |                               | 18,500         |
| 262 | Support Services - Business   |             |                   |                            |                             |                               |                         |                        |                                    |                               |                |
| 263 | Direction of Business Support Services  | 2510        |                   | 12,500                     |                             |                               |                         |                        |                                    |                               | 12,500         |
| 264 | Fiscal Services   | 2520        |                   |                            |                             |                               |                         |                        |                                    |                               | 0              |
| 265 | Facilities Acquisition & Construction Services  | 2530        |                   |                            |                             |                               |                         |                        |                                    |                               | 0              |
| 266 | Operation & Maintenance of Plant Service  | 2540        |                   | 61,500                     |                             |                               |                         |                        |                                    |                               | 61,500         |
| 267 | Pupil Transportation Services   | 2550        |                   |                            |                             |                               |                         |                        |                                    |                               | 0              |
| 268 | Food Services   | 2560        |                   | 7,000                      |                             |                               |                         |                        |                                    |                               | 7,000          |
| 269 | Internal Services   | 2570        |                   |                            |                             |                               |                         |                        |                                    |                               | 0              |
| 270 | Total Support Services - Business   | 2500        |                   | 81,000                     |                             |                               |                         |                        |                                    |                               | 81,000         |
| 271 | Support Services - Central  |             |                   |                            |                             |                               |                         |                        |                                    |                               |                |
| 272 | Direction of Central Support Services   | 2610        |                   |                            |                             |                               |                         |                        |                                    |                               | 0              |
| 273 | Planning, Research, Development & Evaluation Services                                   | 2620        |                   |                            |                             |                               |                         |                        |                                    |                               | 0              |
| 274 | Information Services  | 2630        |                   |                            |                             |                               |                         |                        |                                    |                               | 0              |
| 275 | Staff Services  | 2640        |                   |                            |                             |                               |                         |                        |                                    |                               | 0              |
| 276 | Data Processing Services  | 2660        |                   |                            |                             |                               |                         |                        |                                    |                               | 0              |
| 277 | Total Support Services - Central  | 2600        |                   | 0                          |                             |                               |                         |                        |                                    |                               | 0              |

ESTIMATED DISBURSEMENTS/EXPENDITURES

|     | A   | B       | C                 | D                          | E                           | F                             | G                       | H                      | I                                  | J                             | K              |
|-----|---|---------|-------------------|----------------------------|-----------------------------|-------------------------------|-------------------------|------------------------|------------------------------------|-------------------------------|----------------|
|     | Description<br>(Enter Whole Numbers Only)   | Funct # | (100)<br>Salaries | (200)<br>Employee Benefits | (300)<br>Purchased Services | (400)<br>Supplies & Materials | (500)<br>Capital Outlay | (600)<br>Other Objects | (700)<br>Non-Capitalized Equipment | (800)<br>Termination Benefits | (900)<br>Total |
| 1   |   |         |                   |                            |                             |                               |                         |                        |                                    |                               |                |
| 2   | Other Support Services (Describe & Itemize)   | 2900    |                   |                            |                             |                               |                         |                        |                                    |                               | 0              |
| 278 | Total Support Services  | 2000    |                   | 229,204                    |                             |                               |                         |                        |                                    |                               | 229,204        |
| 279 | COMMUNITY SERVICES (MR/SS)  | 3000    |                   |                            |                             |                               |                         |                        |                                    |                               | 0              |
| 280 | PAYMENTS TO OTHER DIST & GOVT UNITS (MR/SS)   | 4000    |                   |                            |                             |                               |                         |                        |                                    |                               | 0              |
| 281 | Payments for Regular Programs   | 4110    |                   |                            |                             |                               |                         |                        |                                    |                               | 0              |
| 282 | Payments for Special Education Programs   | 4120    |                   |                            |                             |                               |                         |                        |                                    |                               | 0              |
| 283 | Payments for CTE Programs   | 4140    |                   |                            |                             |                               |                         |                        |                                    |                               | 0              |
| 284 | Total Payments to Other Dist & Govt Units   | 4000    |                   | 0                          |                             |                               |                         |                        |                                    |                               | 0              |
| 285 | DEBT SERVICE (MR/SS)  | 5000    |                   |                            |                             |                               |                         |                        |                                    |                               | 0              |
| 286 | Debt Service - Interest on Short-Term Debt  | 5110    |                   |                            |                             |                               |                         |                        |                                    |                               | 0              |
| 287 | Tax Anticipation Warrants   | 5120    |                   |                            |                             |                               |                         |                        |                                    |                               | 0              |
| 288 | Tax Anticipation Notes  | 5130    |                   |                            |                             |                               |                         |                        |                                    |                               | 0              |
| 289 | Corporate Personal Prop Repl Tax Anticipation Notes                                     | 5140    |                   |                            |                             |                               |                         |                        |                                    |                               | 0              |
| 290 | State Aid Anticipation Certificates   | 5150    |                   |                            |                             |                               |                         |                        |                                    |                               | 0              |
| 291 | Other (Describe & Itemize)  | 5000    |                   |                            |                             |                               |                         |                        |                                    |                               | 0              |
| 292 | Total Debt Service  | 6000    |                   | 345,592                    |                             |                               |                         | 0                      |                                    |                               | 345,592        |
| 293 | PROVISION FOR CONTINGENCIES (MR/SS)   |         |                   |                            |                             |                               |                         |                        |                                    |                               | 0              |
| 294 | Total Direct Disbursements/Expenditures   |         |                   | 345,592                    |                             |                               |                         | 0                      |                                    |                               | 345,592        |
| 295 | Excess (Deficiency) of Receipts/Revenues Over Disbursements/Expenditures                |         |                   |                            |                             |                               |                         |                        |                                    |                               | 19,408         |
| 296 |   |         |                   |                            |                             |                               |                         |                        |                                    |                               |                |
| 297 |   |         |                   |                            |                             |                               |                         |                        |                                    |                               |                |
| 298 | 60 - CAPITAL PROJECTS (CP)  |         |                   |                            |                             |                               |                         |                        |                                    |                               |                |
| 299 | SUPPORT SERVICES (CP)   | 2000    |                   |                            |                             |                               |                         |                        |                                    |                               | 0              |
| 300 | Support Services - Business   | 2530    |                   |                            |                             | 3,000                         |                         |                        |                                    |                               | 3,000          |
| 301 | Facilities Acquisition & Construction Services  | 2900    |                   |                            |                             |                               |                         |                        |                                    |                               | 0              |
| 302 | Other Support Services (Describe & Itemize)   | 2000    | 0                 | 0                          | 0                           | 0                             | 3,000                   | 0                      | 0                                  | 0                             | 3,000          |
| 303 | Total Support Services  | 4000    | 0                 | 0                          | 0                           | 0                             | 3,000                   | 0                      | 0                                  | 0                             | 3,000          |
| 304 | PAYMENTS TO OTHER DIST & GOVT UNITS (CP)  |         |                   |                            |                             |                               |                         |                        |                                    |                               | 0              |
| 305 | Payments to Other Dist & Govt Units (In-State)  | 4110    |                   |                            |                             |                               |                         |                        |                                    |                               | 0              |
| 306 | Payments to Regular Programs  | 4120    |                   |                            |                             |                               |                         |                        |                                    |                               | 0              |
| 307 | Payment for Special Education Programs  | 4140    |                   |                            |                             |                               |                         |                        |                                    |                               | 0              |
| 308 | Payment for CTE Programs  | 4190    |                   |                            |                             |                               |                         |                        |                                    |                               | 0              |
| 309 | Payments to Other Govt Units (In-State) (Describe & Itemize)                            | 4000    |                   |                            | 0                           |                               |                         |                        |                                    |                               | 0              |
| 310 | Total Payments to Other Districts & Govt Units  | 6000    |                   |                            | 0                           |                               |                         |                        |                                    |                               | 0              |
| 311 | PROVISION FOR CONTINGENCIES (CP)  |         |                   |                            |                             |                               |                         |                        |                                    |                               | 0              |
| 312 | Total Direct Disbursements/Expenditures   |         | 0                 | 0                          | 0                           | 0                             | 3,000                   | 0                      | 0                                  | 0                             | 3,000          |
| 313 | Excess (Deficiency) of Receipts/Revenues Over Disbursements/Expenditures                |         |                   |                            |                             |                               |                         |                        |                                    |                               | (3,000)        |
| 314 |   |         |                   |                            |                             |                               |                         |                        |                                    |                               |                |
| 315 | 70 WORKING CASH FUND (WC)   |         |                   |                            |                             |                               |                         |                        |                                    |                               |                |
| 316 |   |         |                   |                            |                             |                               |                         |                        |                                    |                               |                |
| 317 | 80 - TORT FUND (TF)   |         |                   |                            |                             |                               |                         |                        |                                    |                               |                |
| 318 | SUPPORT SERVICES - GENERAL ADMINISTRATION   | 2000    |                   |                            |                             |                               |                         |                        |                                    |                               | 0              |
| 319 | Claims Paid from Self Insurance Fund  | 2361    |                   |                            |                             |                               |                         |                        |                                    |                               | 64,600         |
| 320 | Workers Compensation or Workers' Occupational Disease Act Payments                      | 2363    |                   |                            | 64,600                      |                               |                         |                        |                                    |                               | 64,600         |
| 321 | Unemployment Insurance Payments   | 2364    |                   |                            | 55,000                      |                               |                         |                        |                                    |                               | 55,000         |
| 322 | Insurance Payments (regular or self-insurance)  | 2365    |                   |                            | 68,000                      |                               |                         |                        |                                    |                               | 68,000         |
| 323 | Risk Management and Claims Services Payments  | 2366    |                   |                            |                             |                               |                         |                        |                                    |                               | 0              |
| 324 | Judgment and Settlements  | 2367    |                   |                            |                             |                               |                         |                        |                                    |                               | 0              |
| 325 | Educational, Inspectional, Supervisory Services Related to Loss Prevention or Reduction | 2368    |                   |                            |                             |                               |                         |                        |                                    |                               | 0              |
| 326 | Reciprocal Insurance Payments   | 2369    |                   |                            |                             |                               |                         |                        |                                    |                               | 0              |
| 327 | Legal Service   | 2371    |                   |                            | 100,000                     |                               |                         |                        |                                    |                               | 100,000        |
| 328 | Property Insurance (Building & Grounds)   | 2372    |                   |                            |                             |                               |                         |                        |                                    |                               | 0              |
| 329 | Vehicle Insurance (Transportation)  | 2000    | 0                 | 0                          | 287,600                     | 0                             | 0                       | 0                      | 0                                  | 0                             | 287,600        |
| 330 | Total Support Services - General Administration   |         | 0                 | 0                          | 287,600                     | 0                             | 0                       | 0                      | 0                                  | 0                             | 287,600        |

ESTIMATED DISBURSEMENTS/EXPENDITURES



ESTIMATED DISBURSEMENTS/EXPENDITURES

|     | A  | B     | C                 | D                             | E                              | F                                | G                       | H                      | I                                     | J                                | K              |
|-----|--|-------|-------------------|-------------------------------|--------------------------------|----------------------------------|-------------------------|------------------------|---------------------------------------|----------------------------------|----------------|
|     | Description<br>(Enter Whole Numbers Only)                                | Func# | (100)<br>Salaries | (200)<br>Employee<br>Benefits | (300)<br>Purchased<br>Services | (400)<br>Supplies &<br>Materials | (500)<br>Capital Outlay | (600)<br>Other Objects | (700)<br>Non-Capitalized<br>Equipment | (800)<br>Termination<br>Benefits | (900)<br>Total |
| 1   |  |       |                   |                               |                                |                                  |                         |                        |                                       |                                  |                |
| 2   |  |       |                   |                               |                                |                                  |                         |                        |                                       |                                  |                |
| 331 | <b>PAYMENTS TO OTHER DIST. &amp; GOVT UNITS (TF)</b>                     | 4000  |                   |                               |                                |                                  |                         |                        |                                       |                                  |                |
| 332 | Payments for Regular Programs  | 4110  |                   |                               |                                |                                  |                         |                        |                                       |                                  | 0              |
| 333 | Payments for Special Education Programs                                  | 4120  |                   |                               |                                |                                  |                         |                        |                                       |                                  | 0              |
| 334 | Total Payments to Other Dist & Govt Units                                | 4000  |                   |                               |                                |                                  |                         |                        |                                       |                                  | 0              |
| 335 | <b>DEBT SERVICE (TF)</b>   | 5000  |                   |                               |                                |                                  |                         |                        |                                       |                                  |                |
| 336 | Debt Service - Interest on Short-Term Debt                               |       |                   |                               |                                |                                  |                         |                        |                                       |                                  | 0              |
| 337 | Tax Anticipation Warrants  | 5110  |                   |                               |                                |                                  |                         |                        |                                       |                                  | 0              |
| 338 | Corporate Personal Property Replacement Tax Anticipation Notes           | 5130  |                   |                               |                                |                                  |                         |                        |                                       |                                  | 0              |
| 339 | Other Interest of Short-Term Debt (Describe & Itemize)                   | 5150  |                   |                               |                                |                                  |                         |                        |                                       |                                  | 0              |
| 340 | Total Debt Service   | 5000  |                   |                               |                                |                                  |                         |                        |                                       |                                  | 0              |
| 341 | <b>PROVISION FOR CONTINGENCIES (TF)</b>                                  | 6000  |                   |                               |                                |                                  |                         |                        |                                       |                                  |                |
| 342 | Total Direct Disbursements/Expenditures                                  |       | 0                 | 0                             | 287,600                        | 0                                | 0                       | 0                      | 0                                     | 0                                | 287,600        |
| 343 | Excess (Deficiency) of Receipts/Revenues Over Disbursements/Expenditures |       |                   |                               |                                |                                  |                         |                        |                                       |                                  | (30,400)       |
| 345 | <b>90 - FIRE PREVENTION &amp; SAFETY FUND (FP&amp;S)</b>                 |       |                   |                               |                                |                                  |                         |                        |                                       |                                  |                |
| 346 | <b>SUPPORT SERVICES (FP&amp;S)</b>                                       | 2000  |                   |                               |                                |                                  |                         |                        |                                       |                                  |                |
| 347 | Support Services - Business  |       |                   |                               |                                |                                  |                         |                        |                                       |                                  |                |
| 348 | Facilities Acquisition & Construction Services                           | 2530  |                   |                               |                                |                                  | 336,500                 |                        |                                       |                                  | 336,500        |
| 349 | Operation & Maintenance of Plant Service                                 | 2540  |                   |                               |                                |                                  |                         |                        |                                       |                                  | 0              |
| 350 | Total Support Services - Business  | 2500  | 0                 | 0                             | 0                              | 0                                | 336,500                 | 0                      | 0                                     | 0                                | 336,500        |
| 351 | Other Support Services (Describe & Itemize)                              | 2500  |                   |                               |                                |                                  |                         |                        |                                       |                                  | 0              |
| 352 | Total Support Services   | 2000  | 0                 | 0                             | 0                              | 0                                | 336,500                 | 0                      | 0                                     | 0                                | 336,500        |
| 353 | <b>PAYMENTS TO OTHER DISTRICTS &amp; GOVT UNITS (FP&amp;S)</b>           | 4000  |                   |                               |                                |                                  |                         |                        |                                       |                                  |                |
| 354 | Payments to Regular Programs   | 4110  |                   |                               |                                |                                  |                         |                        |                                       |                                  | 0              |
| 355 | Payments to Special Education Programs                                   | 4120  |                   |                               |                                |                                  |                         |                        |                                       |                                  | 0              |
| 356 | Other Payments to In-State Govt Units (Describe & Itemize)               | 4190  |                   |                               |                                |                                  |                         |                        |                                       |                                  | 0              |
| 357 | Total Payments to Other Districts & Govt Units (FPS)                     | 4000  |                   |                               |                                |                                  |                         |                        |                                       |                                  | 0              |
| 358 | <b>DEBT SERVICE (FP&amp;S)</b>   | 5000  |                   |                               |                                |                                  |                         |                        |                                       |                                  |                |
| 359 | Debt Service - Interest on Short-Term Debt                               |       |                   |                               |                                |                                  |                         |                        |                                       |                                  | 0              |
| 360 | Tax Anticipation Warrants  | 5110  |                   |                               |                                |                                  |                         |                        |                                       |                                  | 0              |
| 361 | Other Interest on Short-Term Debt (Describe & Itemize)                   | 5150  |                   |                               |                                |                                  |                         |                        |                                       |                                  | 0              |
| 362 | Total Debt Service - Interest on Short-Term Debt                         | 5100  |                   |                               |                                |                                  |                         |                        |                                       |                                  | 0              |
| 363 | Debt Service - Interest on Long-Term Debt                                | 5200  |                   |                               |                                |                                  |                         |                        |                                       |                                  | 0              |
| 364 | Debt Service - Payments of Principal on Long-Term Debt <sup>15</sup>     | 5300  |                   |                               |                                |                                  |                         |                        |                                       |                                  | 0              |
| 365 | (Lease/Purchase Principal Retired)<br>Total Debt Service                 | 5000  |                   |                               |                                |                                  |                         |                        |                                       |                                  | 0              |
| 366 | <b>PROVISIONS FOR CONTINGENCIES (FP&amp;S)</b>                           | 6000  |                   |                               |                                |                                  |                         |                        |                                       |                                  |                |
| 367 | Total Direct Disbursements/Expenditures                                  |       | 0                 | 0                             | 0                              | 0                                | 336,500                 | 0                      | 0                                     | 0                                | 336,500        |
| 368 | Excess (Deficiency) of Receipts/Revenues Over Disbursements/Expenditures |       |                   |                               |                                |                                  |                         |                        |                                       |                                  | (236,000)      |

---

**This page is provided for detailed itemizations as requested within the body of the Report.**

---

1. 4999 - IL Empowerment Grant (4998)
- 2.
- 3.
- 4.

| A  | B   | C                     | D                                  | E                        | F                      |            |
|--|---|-----------------------|------------------------------------|--------------------------|------------------------|------------|
| <b>DEFICIT BUDGET SUMMARY INFORMATION - Operating Funds Only</b> |   |                       |                                    |                          |                        |            |
| 1  | Description   | EDUCATIONAL FUND (10) | OPERATIONS & MAINTENANCE FUND (20) | TRANSPORTATION FUND (40) | WORKING CASH FUND (70) | TOTAL      |
| 2  | Direct Revenues   | 11,904,325            | 1,597,937                          | 1,385,000                | 51,000                 | 14,938,262 |
| 3  | Direct Expenditures   | 12,039,239            | 1,573,300                          | 927,920                  |                        | 14,540,459 |
| 4  | Difference  | (134,914)             | 24,637                             | 457,080                  | 51,000                 | 397,803    |
| 5  | Estimated Fund Balance - June 30, 2018  | 2,412,146             | 774,591                            | 1,416,575                | 82,162                 | 4,685,474  |
| 6  | <b>Balanced budget, no deficit reduction plan is required.</b>  |                       |                                    |                          |                        |            |
| 7  | A deficit reduction plan is required if the local board of education adopts (or amends) the 2017-18 school district budget in which the "operating funds" listed above result in direct revenues (line 9) being less than direct expenditures (line 19) by an amount equal to or greater than one-third (1/3) of the ending fund balance (line 81). |                       |                                    |                          |                        |            |
| 8  | <b>Note:</b> The balance is determined using only the four funds listed above. That is, if the estimated ending fund balance is less than three times the deficit spending, the district must adopt and file with ISBE a deficit reduction plan to balance the shortfall within three years.  |                       |                                    |                          |                        |            |
| 9  | The School Code, Section 17-1 (105 ILCS 5/17-1) - If the 2016-2017 Annual Financial Report (AFF) reflects a deficit as defined above (page 36), then the school district shall adopt and submit a deficit reduction plan (found here on page 20-24) to ISBE within 30 days after acceptance of the AFF.   |                       |                                    |                          |                        |            |
| 10   | The deficit reduction plan, if required, is developed using ISBE guidelines and format.   |                       |                                    |                          |                        |            |
| 11   |   |                       |                                    |                          |                        |            |
| 12   |   |                       |                                    |                          |                        |            |
| 13   |   |                       |                                    |                          |                        |            |
| 14   |   |                       |                                    |                          |                        |            |
| 15   |   |                       |                                    |                          |                        |            |

ILLINOIS STATE BOARD OF EDUCATION  
SCHOOL BUSINESS SERVICES DIVISION

| A                             | B  | C          | D         | E         | F        | G          |
|-------------------------------|--|------------|-----------|-----------|----------|------------|
| <b>DEFICIT REDUCTION PLAN</b> |  |            |           |           |          |            |
| <b>ESTIMATED BUDGET</b>       |  |            |           |           |          |            |
| <b>FY2017-2018</b>            |  |            |           |           |          |            |
| 1                             |  |            |           |           |          |            |
| 2                             |  |            |           |           |          |            |
| 3                             | 07-016-1525-02   |            |           |           |          |            |
| 4                             | District Number  |            |           |           |          |            |
| 5                             |  |            |           |           |          |            |
| 6                             |  |            |           |           |          |            |
| 7                             | ESTIMATED BEGINNING FUND BALANCE<br>(must equal prior Ending Fund Balance) |            |           |           |          |            |
| 8                             | RECEIPTS/REVENUES  |            |           |           |          |            |
| 9                             | LOCAL SOURCES  |            |           |           |          |            |
| 10                            | FLOW-THROUGH RECEIPTS/REVENUES FROM ONE<br>DISTRICT TO ANOTHER DISTRICT    |            |           |           |          |            |
| 11                            | STATE SOURCES  |            |           |           |          |            |
| 12                            | FEDERAL SOURCES  |            |           |           |          |            |
| 13                            | Total Receipts/Revenues  |            |           |           |          |            |
| 14                            | DISBURSEMENTS/EXPENDITURES   |            |           |           |          |            |
| 15                            | INSTRUCTION  |            |           |           |          |            |
| 16                            | SUPPORT SERVICES   |            |           |           |          |            |
| 17                            | COMMUNITY SERVICES   |            |           |           |          |            |
| 18                            | PAYMENTS TO OTHER DISTRICTS & GOVT. UNITS                                  |            |           |           |          |            |
| 19                            | DEBT SERVICES  |            |           |           |          |            |
| 20                            | PROVISION FOR CONTINGENCIES  |            |           |           |          |            |
| 21                            | Total Disbursements/Expenditures   |            |           |           |          |            |
| 22                            | Excess of Receipts/Revenue Over/(Under) Disbursements/Expenditures         |            |           |           |          |            |
| 23                            | OTHER SOURCES/USES OF FUNDS  |            |           |           |          |            |
| 24                            | OTHER SOURCES OF FUNDS (7000)  |            |           |           |          |            |
| 25                            | OTHER USES OF FUNDS (8000)   |            |           |           |          |            |
| 26                            | TOTAL OTHER SOURCES/USES OF FUNDS  |            |           |           |          |            |
| 27                            | ESTIMATED ENDING FUND BALANCE  |            |           |           |          |            |
|                               |  | 2,547,060  | 749,954   | 959,495   | 81,162   | 4,337,671  |
|                               |  | 4,270,000  | 732,000   | 1,060,000 | 51,000   | 6,113,000  |
|                               |  | 0          | 0         | 0         | 0        | 0          |
|                               |  | 5,945,056  | 865,937   | 325,000   | 0        | 7,135,993  |
|                               |  | 1,689,269  | 0         | 0         | 0        | 1,689,269  |
|                               |  | 11,904,325 | 1,597,937 | 1,385,000 | 51,000   | 14,938,262 |
|                               |  |            |           |           |          |            |
|                               |  | 4,600,656  |           |           |          | 4,600,656  |
|                               |  | 5,658,010  | 1,573,300 | 927,920   |          | 8,159,230  |
|                               |  | 23,629     | 0         | 0         |          | 23,629     |
|                               |  | 1,756,944  | 0         | 0         |          | 1,756,944  |
|                               |  | 0          | 0         | 0         |          | 0          |
|                               |  | 0          | 0         | 0         |          | 0          |
|                               |  | 12,039,239 | 1,573,300 | 927,920   |          | 14,540,459 |
|                               |  | (134,914)  | 24,637    | 457,080   | 51,000   | 397,803    |
|                               |  |            |           |           |          |            |
|                               |  | 0          | 0         | 0         | 0        | 0          |
|                               |  | 0          | 0         | 0         | 50,000   | 50,000     |
|                               |  | 0          | 0         | 0         | (50,000) | (50,000)   |
|                               |  | 2,412,146  | 774,591   | 1,416,575 | 82,162   | 4,685,474  |

ILLINOIS STATE BOARD OF EDUCATION  
SCHOOL BUSINESS SERVICES DIVISION

|   | A  | B       | H         | I       | J         | K      | L         |
|---|--|---------|-----------|---------|-----------|--------|-----------|
| 1                                       |  |         |           |         |           |        |           |
| 2                                       |  |         |           |         |           |        |           |
| 3                                       | 07-016-1525-02   |         |           |         |           |        |           |
| 4                                       | District Number  |         |           |         |           |        |           |
| 5                                       |  |         |           |         |           |        |           |
| 6                                       |  |         |           |         |           |        |           |
| <b>ESTIMATED BUDGET<br/>FY2018-2019</b> |  |         |           |         |           |        |           |
| 7                                       | ESTIMATED BEGINNING FUND BALANCE<br>(must equal prior Ending Fund Balance) |         | 2,412,146 | 774,591 | 1,416,575 | 82,162 | 4,685,474 |
| 8                                       | RECEIPTS/REVENUES  | Acct #  |           |         |           |        |           |
| 9                                       | LOCAL SOURCES  | 1000    |           |         |           |        | 0         |
| 10                                      | FLOW-THROUGH RECEIPTS/REVENUES FROM ONE<br>DISTRICT TO ANOTHER DISTRICT    | 2000    |           |         |           |        | 0         |
| 11                                      | STATE SOURCES  | 3000    |           |         |           |        | 0         |
| 12                                      | FEDERAL SOURCES  | 4000    |           |         |           |        | 0         |
| 13                                      | Total Receipts/Revenues  |         | 0         | 0       | 0         | 0      | 0         |
| 14                                      | DISBURSEMENTS/EXPENDITURES   | Funct # |           |         |           |        |           |
| 15                                      | INSTRUCTION  | 1000    |           |         |           |        | 0         |
| 16                                      | SUPPORT SERVICES   | 2000    |           |         |           |        | 0         |
| 17                                      | COMMUNITY SERVICES   | 3000    |           |         |           |        | 0         |
| 18                                      | PAYMENTS TO OTHER DISTRICTS & GOVT. UNITS                                  | 4000    |           |         |           |        | 0         |
| 19                                      | DEBT SERVICES  | 5000    |           |         |           |        | 0         |
| 20                                      | PROVISION FOR CONTINGENCIES  | 6000    |           |         |           |        | 0         |
| 21                                      | Total Disbursements/Expenditures   |         | 0         | 0       | 0         | 0      | 0         |
| 22                                      | Excess of Receipts/Revenue Over/(Under) Disbursements/Expenditures         |         | 0         | 0       | 0         | 0      | 0         |
| 23                                      | OTHER SOURCES/USES OF FUNDS  |         |           |         |           |        |           |
| 24                                      | OTHER SOURCES OF FUNDS (7000)  |         |           |         |           |        | 0         |
| 25                                      | OTHER USES OF FUNDS (8000)   |         |           |         |           |        | 0         |
| 26                                      | TOTAL OTHER SOURCES/USES OF FUNDS  |         | 0         | 0       | 0         | 0      | 0         |
| 27                                      | ESTIMATED ENDING FUND BALANCE  |         | 2,412,146 | 774,591 | 1,416,575 | 82,162 | 4,685,474 |

ILLINOIS STATE BOARD OF EDUCATION  
SCHOOL BUSINESS SERVICES DIVISION

|    | A   | B       | M         | N       | O         | P      | Q         |
|----|---|---------|-----------|---------|-----------|--------|-----------|
| 1  | <b>ESTIMATED BUDGET</b>   |         |           |         |           |        |           |
| 2  | <b>FY2019-2020</b>  |         |           |         |           |        |           |
| 3  | <b>07-016-1525-02</b>   |         |           |         |           |        |           |
| 4  | <i>District Number</i>  |         |           |         |           |        |           |
| 5  |   |         |           |         |           |        |           |
| 6  |   |         | 2,412,146 | 774,591 | 1,416,575 | 82,162 | 4,685,474 |
| 7  | ESTIMATED BEGINNING FUND BALANCE<br><i>(must equal prior Ending Fund Balance)</i> |         |           |         |           |        |           |
| 8  | RECEIPTS/REVENUES   | Acct #  |           |         |           |        |           |
| 9  | LOCAL SOURCES   | 1000    |           |         |           |        | 0         |
| 10 | FLOW-THROUGH RECEIPTS/REVENUES FROM ONE<br>DISTRICT TO ANOTHER DISTRICT           | 2000    |           |         |           |        | 0         |
| 11 | STATE SOURCES   | 3000    |           |         |           |        | 0         |
| 12 | FEDERAL SOURCES   | 4000    |           |         |           |        | 0         |
| 13 | Total Receipts/Revenues   |         | 0         | 0       | 0         | 0      | 0         |
| 14 | DISBURSEMENTS/EXPENDITURES  | Funct # |           |         |           |        |           |
| 15 | INSTRUCTION   | 1000    |           |         |           |        | 0         |
| 16 | SUPPORT SERVICES  | 2000    |           |         |           |        | 0         |
| 17 | COMMUNITY SERVICES  | 3000    |           |         |           |        | 0         |
| 18 | PAYMENTS TO OTHER DISTRICTS & GOVT. UNITS   | 4000    |           |         |           |        | 0         |
| 19 | DEBT SERVICES   | 5000    |           |         |           |        | 0         |
| 20 | PROVISION FOR CONTINGENCIES   | 6000    |           |         |           |        | 0         |
| 21 | Total Disbursements/Expenditures  |         | 0         | 0       | 0         | 0      | 0         |
| 22 | Excess of Receipts/Revenue Over/(Under) Disbursements/Expenditures                |         | 0         | 0       | 0         | 0      | 0         |
| 23 | OTHER SOURCES/USES OF FUNDS   |         |           |         |           |        |           |
| 24 | OTHER SOURCES OF FUNDS (7000)   |         |           |         |           |        | 0         |
| 25 | OTHER USES OF FUNDS (8000)  |         |           |         |           |        | 0         |
| 26 | TOTAL OTHER SOURCES/USES OF FUNDS   |         | 0         | 0       | 0         | 0      | 0         |
| 27 | ESTIMATED ENDING FUND BALANCE   |         | 2,412,146 | 774,591 | 1,416,575 | 82,162 | 4,685,474 |

ILLINOIS STATE BOARD OF EDUCATION  
SCHOOL BUSINESS SERVICES DIVISION

|    | A  | B      | R         | S       | T         | U      | V         |
|----|--|--------|-----------|---------|-----------|--------|-----------|
| 1  |  |        |           |         |           |        |           |
| 2  |  |        |           |         |           |        |           |
| 3  | 07-016-1525-02   |        |           |         |           |        |           |
| 4  | District Number  |        |           |         |           |        |           |
| 5  |  |        |           |         |           |        |           |
| 6  |  |        |           |         |           |        |           |
| 7  | ESTIMATED BEGINNING FUND BALANCE<br>(must equal prior Ending Fund Balance) |        | 2,412,146 | 774,591 | 1,416,575 | 82,162 | 4,685,474 |
| 8  | RECEIPTS/REVENUES  | Acct # |           |         |           |        |           |
| 9  | LOCAL SOURCES  | 1000   |           |         |           |        | 0         |
| 10 | FLOW-THROUGH RECEIPTS/REVENUES FROM ONE<br>DISTRICT TO ANOTHER DISTRICT    | 2000   |           |         |           |        | 0         |
| 11 | STATE SOURCES  | 3000   |           |         |           |        | 0         |
| 12 | FEDERAL SOURCES  | 4000   |           |         |           |        | 0         |
| 13 | Total Receipts/Revenues  |        | 0         | 0       | 0         | 0      | 0         |
| 14 | DISBURSEMENTS/EXPENDITURES   | Func # |           |         |           |        |           |
| 15 | INSTRUCTION  | 1000   |           |         |           |        | 0         |
| 16 | SUPPORT SERVICES   | 2000   |           |         |           |        | 0         |
| 17 | COMMUNITY SERVICES   | 3000   |           |         |           |        | 0         |
| 18 | PAYMENTS TO OTHER DISTRICTS & GOVT. UNITS                                  | 4000   |           |         |           |        | 0         |
| 19 | DEBT SERVICES  | 5000   |           |         |           |        | 0         |
| 20 | PROVISION FOR CONTINGENCIES  | 6000   |           |         |           |        | 0         |
| 21 | Total Disbursements/Expenditures   |        | 0         | 0       | 0         | 0      | 0         |
| 22 | Excess of Receipts/Revenue Over/(Under) Disbursements/Expenditures         |        | 0         | 0       | 0         | 0      | 0         |
| 23 | OTHER SOURCES/USES OF FUNDS  |        |           |         |           |        |           |
| 24 | OTHER SOURCES OF FUNDS (7000)  |        |           |         |           |        | 0         |
| 25 | OTHER USES OF FUNDS (8000)   |        |           |         |           |        | 0         |
| 26 | TOTAL OTHER SOURCES/USES OF FUNDS  |        | 0         | 0       | 0         | 0      | 0         |
| 27 | ESTIMATED ENDING FUND BALANCE  |        | 2,412,146 | 774,591 | 1,416,575 | 82,162 | 4,685,474 |

ILLINOIS STATE BOARD OF EDUCATION  
SCHOOL BUSINESS SERVICES DIVISION

|    | A   | B       | W           | X           | Y           | Z           |
|----|---|---------|-------------|-------------|-------------|-------------|
| 1  | <b>SUMMARY</b>  |         |             |             |             |             |
| 2  | <b>BUDGET ADDENDUM - DEFICIT REDUCTION PLAN</b>                                   |         |             |             |             |             |
| 3  | <b>ESTIMATED BUDGET</b>   |         |             |             |             |             |
| 4  | <i>Date of Adoption:</i>  |         |             |             |             |             |
| 5  | <i>(Enter as MM/DD/YY)</i>  |         |             |             |             |             |
| 6  | 07-016-1525-02  |         | FY2017-2018 | FY2018-2019 | FY2019-2020 | FY2020-2021 |
| 7  | ESTIMATED BEGINNING FUND BALANCE<br><i>(must equal prior Ending Fund Balance)</i> |         | 4,337,671   | 4,685,474   | 4,685,474   | 4,685,474   |
| 8  | RECEIPTS/REVENUES   | Acct #  |             |             |             |             |
| 9  | LOCAL SOURCES   | 1000    | 6,113,000   | 0           | 0           | 0           |
| 10 | FLOW-THROUGH RECEIPTS/REVENUES FROM ONE<br>DISTRICT TO ANOTHER DISTRICT           | 2000    | 0           | 0           | 0           | 0           |
| 11 | STATE SOURCES   | 3000    | 7,135,993   | 0           | 0           | 0           |
| 12 | FEDERAL SOURCES   | 4000    | 1,689,269   | 0           | 0           | 0           |
| 13 | Total Receipts/Revenues   |         | 14,938,262  | 0           | 0           | 0           |
| 14 | DISBURSEMENTS/EXPENDITURES  | Funct # |             |             |             |             |
| 15 | INSTRUCTION   | 1000    | 4,600,656   | 0           | 0           | 0           |
| 16 | SUPPORT SERVICES  | 2000    | 8,159,230   | 0           | 0           | 0           |
| 17 | COMMUNITY SERVICES  | 3000    | 23,629      | 0           | 0           | 0           |
| 18 | PAYMENTS TO OTHER DISTRICTS & GOVT. UNITS   | 4000    | 1,756,944   | 0           | 0           | 0           |
| 19 | DEBT SERVICES   | 5000    | 0           | 0           | 0           | 0           |
| 20 | PROVISION FOR CONTINGENCIES   | 6000    | 0           | 0           | 0           | 0           |
| 21 | Total Disbursements/Expenditures  |         | 14,540,459  | 0           | 0           | 0           |
| 22 | Excess of Receipts/Revenue Over/(Under) Disbursements/Expenditures                |         | 397,803     | 0           | 0           | 0           |
| 23 | OTHER SOURCES/USES OF FUNDS   |         |             |             |             |             |
| 24 | OTHER SOURCES OF FUNDS (7000)   |         | 0           | 0           | 0           | 0           |
| 25 | OTHER USES OF FUNDS (8000)  |         | 50,000      | 0           | 0           | 0           |
| 26 | TOTAL OTHER SOURCES/USES OF FUNDS   |         | (50,000)    | 0           | 0           | 0           |
| 27 | ESTIMATED ENDING FUND BALANCE   |         | 4,685,474   | 4,685,474   | 4,685,474   | 4,685,474   |



**Deficit Reduction Plan-Background/Assumptions**  
**Fiscal Year 2017-2018 through Fiscal Year 2020-2021**

---

---

**Hazel Crest School District 152 1/2**

**07-016-1525-02**

---

---

*Please complete the following schedule and include a brief description to identify any areas of the budget that will be impacted from one year to the next. If the deficit reduction plan relies upon new local revenues, identify contingencies for further budget reductions which will be enacted in the event those new revenues are not available.*

---

---

**1. Background and Narrative of Budget Reductions:**

**2. Assumptions Used in the Deficit Reduction Plan:**

- Foundation Levels for General State Aid:

- Equal Assessed Valuation and Tax Rates:

- Employee Salaries and Benefits:

**- Short and Long Term Borrowing:**

**- Educational Impact:**

**- Other Assumptions:**

**- Has the district considered shared services or outsourcing (Ex: Transportation, Insurance) If yes please explain:**

## ESTIMATED LIMITATION OF ADMINISTRATIVE COSTS

(For Local Use Only)

**This is an estimated Limitation of Administrative Costs Worksheet only and will not be accepted for Official Submission of the Limitation of Administrative Costs Worksheet.**

The worksheet is intended for use during the budgeting process to estimate the district's percent increase of FY2018 budgeted expenditures over FY2017 actual expenditures. Budget information is copied to this page. Insert the prior year estimated actual expenditures to compute the estimated percentage increase (decrease).

The official Limitation of Administrative Costs Worksheet is attached to the end of the Annual Financial Report (ISBE Form 50-35) and may be submitted in conjunction with that report.

An official Limitation of Administrative Costs Worksheet can also be found on the ISBE website at:

Limitation of Administrative Costs

| <b>ESTIMATED LIMITATION OF ADMINISTRATIVE COSTS WORKSHEET</b><br>(Section 17-1.5 of the School Code) |         | School District Name: <b>Hazel Crest School District 152 1/2</b> |                                       | RCDT Number: <b>07-016-1525-02</b> |  |                                       |                |
|--|---------|--|---------------------------------------|------------------------------------|--|---------------------------------------|----------------|
| Description<br>(Enter Whole Numbers Only)  | Funct # | Estimated Actual Expenditures,<br>Fiscal Year 2017               |                                       |                                    | Budgeted Expenditures,<br>Fiscal Year 2018 |                                       |                |
|  |         | (10)<br>Educational Fund   | (20)<br>Operations & Maintenance Fund | Total                              | (10)<br>Educational Fund                   | (20)<br>Operations & Maintenance Fund | Total          |
| 1. Executive Administration Services   | 2320    | 539,000  |                                       | 539,000                            | 520,600                                    |                                       | 520,600        |
| 2. Special Area Administration Services  | 2330    | 145,744  |                                       | 145,744                            | 194,932                                    |                                       | 194,932        |
| 3. Other Support Services - School Administration  | 2490    |  |                                       | 0                                  |  |                                       | 0              |
| 4. Direction of Business Support Services  | 2510    | 222,700  |                                       | 222,700                            | 235,200                                    |                                       | 235,200        |
| 5. Internal Services   | 2570    |  |                                       | 0                                  |  |                                       | 0              |
| 6. Direction of Central Support Services   | 2610    |  |                                       | 0                                  |  |                                       | 0              |
| 7. Deduct - Early Retirement or other pension obligations required by state law and include above    |         |  |                                       | 0                                  |  |                                       | 0              |
| <b>8. Totals</b>   |         | <b>907,444</b>   | <b>0</b>                              | <b>907,444</b>                     | <b>950,732</b>                             | <b>0</b>                              | <b>950,732</b> |
| <b>9. Estimated Percent Increase (Decrease) for FY2018 (Budgeted) over FY2017 (Actual)</b>           |         |  |                                       |                                    |  |                                       | <b>5%</b>      |



## Reference Description

- 1 Each fund balance should correspond to the fund balance reflected on the books as of June 30th - Balance Sheet Accounts #720 and #730 (audit figures, if available).
- 2 Accounting and Financial Reporting for Certain Grants and Other Financial Assistance. The "On-Behalf" Payments should only be reflected on this page (Budget Summary, Lines 10 and 20).
- 3 Requires the secretary of the school board to notify the county clerk (within 30 days of the transfer approval) to abate an equal amount of taxes to be next extended. See Sec. 10-22.14 & 17-2.11.
- 3<sup>a</sup> Requires notification to the county clerk to abate an equal amount from taxes next extended. See section 10-22.14
- 4 Principal on Bonds Sold:
  - (1) Funding Bonds are to be entered in the fund or funds in which the liability occurs.
  - (2) Refunding Bonds can be entered in the Debt Services Fund only.
  - (3) Building Bonds can be entered in the Capital Projects Fund only.
  - (4) Fire Prevention and Safety Bonds can be entered in the Fire Prevention & Safety Fund only.
- 5 The proceeds from the sale of school sites, buildings, or other real estate shall be used first to pay the principal and interest on any outstanding bonds on the property being sold, and after all such bonds have been retired, the remaining proceeds from the sale next shall be used by the school board to meet any urgent district needs as determined under Sections 2-3.12 and 17-2.11 of the School Code. Once these issues have been addressed, any remaining proceeds may be used for any other authorized purpose and for deposit into any district fund.
- 6 The School Code, Section 10-22.44 prohibits the transfer of interest earned on the investment of "any funds for purposes of Illinois Municipal Retirement under the Pension Code." This prohibition does not include funds for Social Security and Medicare-only purposes. For additional requirements on interest earnings, see 23 Illinois Administrative Code, Part 100, Section 100.50.
- 7 Cash plus investments must be greater than or equal to zero.
- 8 For cash basis budgets, this total will equal the Budget Summary - Total Direct Receipts/Revenues (Line 9) plus Total Other Sources of Funds (Line 46).
- 9 For cash basis budgets, this total will equal the Budget Summary - Total Direct Disbursements/Expenditures (Line 19) plus Total Other Uses of Funds (Line 79).
- 10 Working Cash Fund loans may be made to any district fund for which taxes are levied (Section 20-5 of the School Code).
- 11 Include revenue accounts 1110 through 1115, 1117, 1118 & 1120.
- 12 The School Code Section 17-2.2c. Tax for leasing educational facilities or computer technology or both, and for temporary relocation expense purposes.
- 13 Corporate personal property replacement tax revenue must be first applied to the Municipal Retirement/Social Security Fund to replace tax revenue lost due to the abolition of the corporate personal property tax (30 ILCS 115/12). This provision does not apply to taxes levied for Medicare-Only purposes.
- 14 Only tuition payments made to private facilities. See Functions 4200 or 4400 for estimated public facility disbursements/expenditures.
- 15 Payment towards the retirement of lease/purchase agreements or bonded/other indebtedness (principal only) otherwise reported within the fund - e.g.: alternate revenue bonds. (Describe & Itemize)
- 16 Only abolishment of Working Cash Fund must transfer its funds directly to the Educational Fund upon adoption of a resolution and at the close of the current school Year (see 105 ILCS 5/20-8 for further explanation)  
Only abatement of working cash fund can transfer its funds to any fund in most need of money (see 105 ILCS 5/20-10 for further explanation)

| <b>CHECK FOR ERRORS</b>  |  |
|--|--|
| <p>This worksheet checks various cells to assure that selected items are in balance.<br/>           Out-of-balance conditions are accompanied by an error message.<br/>           Errors must be corrected before the budget is finalized and submitted to ISBE.</p> |  |
| Budget Item References   | Message                                      |
| Is Deficit Reduction Plan Required?  | Congratulations! You have a balanced budget. |
| <b>If required, is Deficit Reduction Plan Completed (Page: DefReductPlan 20-24)?</b>   |  |
| <b>1. Cover Page - CASH or ACCRUAL</b>   |  |
| Check one type of Accounting Basis used on the Cover sheet.  | CASH   |
| <b>2. Budget Summary: Other Sources (Page BudgetSum 2-3 - Acct 7000), must equal Other Uses (BudgetSum 2-3 - Acct. 8000):</b>  |  |
| Estimated Beginning Fund Balance July,1 2017 for all Funds (Cells C3 - K3)<br>(Line must have a number or zero. Do not leave blank.)   | OK   |
| Transfer Among Funds (Funds 10, 20, 40 - Acct 7130 - Cells C29, D29, F29), must equal (Funds 10, 20 & 40 - Acct 8130 - Cells C52, D52, F52).   | OK   |
| Transfer of Interest (Funds 10 thru 90 - Acct 7140 - Cells C30:K30), must equal (Funds 10 thru 60, & 80 - Acct 8140 - Cells C53:H53, J53).   | OK   |
| Transfer to Debt Service to Pay Principal on Capital Leases (Fund 30 - Acct 7400 - Cell E39) must equal (Funds 10, 20 & 60 - Acct 8400 Cells C57:H60).   | OK   |
| Transfer to Debt Service to Pay Interest on Capital Leases (Fund 30 - Acct 7500 - Cell E40) must equal (Funds 10, 20 & 60 - Acct 8500 - Cells C61:H64).  | OK   |
| Transfer to Debt Service Fund to Pay Principal on Revenue Bonds (Fund 30 - Acct 7600 - Cell E41) must equal (Funds 10 & 20 - Acct 8600 - Cells C65:D68).   | OK   |
| Transfer to Debt Service to Pay Interest on Revenue Bonds (Fund 30 - Acct 7700 - Cell E42) must equal (Funds 10 & 20 - Acct 8700 - Cells C69:D72).   | OK   |
| Transfer to Capital Projects Fund (Fund 60 - Acct 7800 - Cell H43) must equal (Fund 10 & 20, Acct 8800 - Cells C73:D76).   | OK   |
| <b>3. Summary of Cash Transactions: Beginning Cash Balance on Hand July 1, 2017, (CashSum 4, All Funds), cannot be negative.</b>   |  |
| Educational (Fund 10 - Cell C3)  | OK   |
| Operations & Maintenance (Fund 20 - Cell D3)   | OK   |
| Debt Service (Fund 30 - Cell E3)   | OK   |
| Transportation (Fund 40 - Cell F3)   | OK   |
| Municipal Retirement/Social Security (Fund 50 - Cell G3)   | OK   |
| Capital Projects (Fund 60 - Cell H3)   | OK   |
| Working Cash (Fund 70 - Cell I3)   | OK   |
| Tort (Fund 80 - Cell J3)   | OK   |
| Fire Prevention & Safety (Fund 90 - Cell K3)   | OK   |
| <b>4. Summary of Cash Transactions: Ending Cash Balance on Hand June 30, 2018, (Page CashSum 4 - All Funds), cannot be negative.</b>   |  |
| Educational (Fund 10 - Cell C21)   | OK   |
| Operations & Maintenance (Fund 20 - Cell D21)  | OK   |
| Debt Service (Fund 30 - Cell E21)  | OK   |
| Transportation (Fund 40 - F21)   | OK   |
| Municipal Retirement/Social Security (Fund 50 - Cell G21)  | OK   |
| Capital Projects (Fund 60 - H21)   | OK   |
| Working Cash (Fund 70 - Cell I21)  | OK   |
| Tort (Fund 80 - Cell J21)  | OK   |
| Fire Prevention & Safety (Fund 90 - Cell K21)  | OK   |
| <b>5. Summary of Cash Transactions: Other Receipts, (Page CashSum 4), must equal Other Disbursements, (Page CashSum 4).</b>  |  |
| Interfund Loans Payable (Funds 10:60, 80, 90 - Acct 411 - Cells C6:H6, J6:K6) must equal Interfund Loans Receivable (Funds 10:20, 40, 70 - Acct 141 - Cells C15:D15, F15, I15).  | OK   |
| Interfund Loans Receivable (Funds 10, 20, 40 & 70 - Acct 141 - Cells C7:D7, F7, I7) must equal Interfund Loans Payable (Funds 10:60, 80, 90 - Acct 411 - Cells C16:H16, J16, K16).   | OK   |

*End of Balancing*